

# ESS

**The ACT Evaluation/Survey Service**  
For Educational Institutions and Agencies

**ACT**<sup>™</sup>

*Faces of the Future Survey Graphics Report  
for*

*DODGE CITY COMMUNITY COLLEGE*

*Code: 1402*

*CREDIT STUDENTS ONLY*

*Prepared by ACT Survey Research Services*

*February 16, 2010*

*Faces of the Future Survey Graphics Report*  
*For*  
**DODGE CITY COMMUNITY COLLEGE**  
**CREDIT STUDENTS ONLY**  
*Prepared by ACT Survey Research Services*  
*02/16/10*

---

*This report provides graphical information for selected demographic items (e.g., age, race/ethnicity, sex) for your college and for a national comparative sample of all participating community colleges. For all Likert scale items (e.g., 5-point Satisfaction scale), data are displayed for your institution's top and bottom five items as well as the five items with the greatest and least differences for your institution in comparison with the national data. Please note, percentages may not add to 100 due to the effect of rounding.*

*The "National Data" used in this report are based on 30,604 student records from 65 community colleges that administered the AACC/ACT Faces of the Future Survey from June 1, 2005 through December 31, 2007. The data for students who were taking one or more classes **for credit** during the survey administration period are presented in this report. Comparative data of this type are often referred to as "user norms" because they simply represent an unweighted composite of the data obtained by a number of institutions that administered the instrument during a particular period of time. See the "National Comparison Data Report" for the Faces of the Future Survey for more information concerning the nature of the national norms sample.*

*For more information about the ACT Evaluation/Survey Service, contact the ACT Survey Services staff listed below.*

**Ordering Surveys**

*ESS Customer Service  
319/337-1893 (fax) 319/337-1467*

**Survey Scanning and Reporting**

*ESS Production Services  
319/337-1186 (fax) 319/337-1578*

**Discussing research related issues (e.g., sampling, subgroup selection, item construction, etc.), survey administration, specialized services and materials**

*Survey Research Services  
319/341-2623 (fax) 319/341-2284*

**Using report results for accreditation, outcomes assessment, and effectiveness measures**

*Educational Services  
319/337-1053 (fax) 319/337-1790  
outcomes@act.org*

*ACT, Inc  
500 ACT Drive  
P.O. Box 168  
Iowa City, IA 52243-0168*

## *Table of Contents*

---

<i>Section I, Item A: Current Course Credit Enrollment</i>	<i>1</i>
<i>Section I, Item B: Age</i>	<i>2</i>
<i>Section I, Item C: Sex</i>	<i>3</i>
<i>Section I, Item D: Hispanic Ethnicity</i>	<i>4</i>
<i>Section I, Item E: Race</i>	<i>5</i>
<i>Section I, Item I: Student's Total Annual Income</i>	<i>6</i>
<i>Section I, Item M: Highest Ed Level Attained by Parents</i>	<i>7</i>
<i>Section I, Item N: E-Mail Address / Web Access</i>	<i>8</i>
<i>Section I, Item O: Importance of Accomplishing Activities/Goals</i>	<i>9</i>
<i>Section I, Item Q: Degree of Problems Encountered While Taking Classes</i>	<i>10</i>
<i>Section II, Item A: Student's Current Employment Status</i>	<i>11</i>
<i>Section II, Item F: Hours Per Week Working While Taking This Course</i>	<i>12</i>
<i>Section III, Item A: Highest Academic Degree Earned</i>	<i>13</i>
<i>Section III, Item C: Credit Hours Completed At This College</i>	<i>14</i>
<i>Section III, Item D: Non-Credit Hours Taken At This College</i>	<i>15</i>
<i>Section III, Item H: Reasons For Taking Current Course/Program</i>	<i>16</i>
<i>Section III, Item I: Source(s) From Which Learned About This College</i>	<i>17</i>
<i>Section III, Item J: Importance Of Factors In Attending This College</i>	<i>18</i>
<i>Section IV, Item A: College Experiences Contribution To Growth</i>	<i>19</i>
<i>Section IV, Item B: Agreement With Statements About This College (Top 5 &amp; Bottom 5)</i>	<i>20</i>
<i>Section IV, Item B: Agreement With Statements About This College With National Differences</i>	<i>21</i>
<i>Section IV, Item C: Satisfaction With This College</i>	<i>22</i>

DODGE CITY COMMUNITY COLLEGE  
CREDIT STUDENTS ONLY

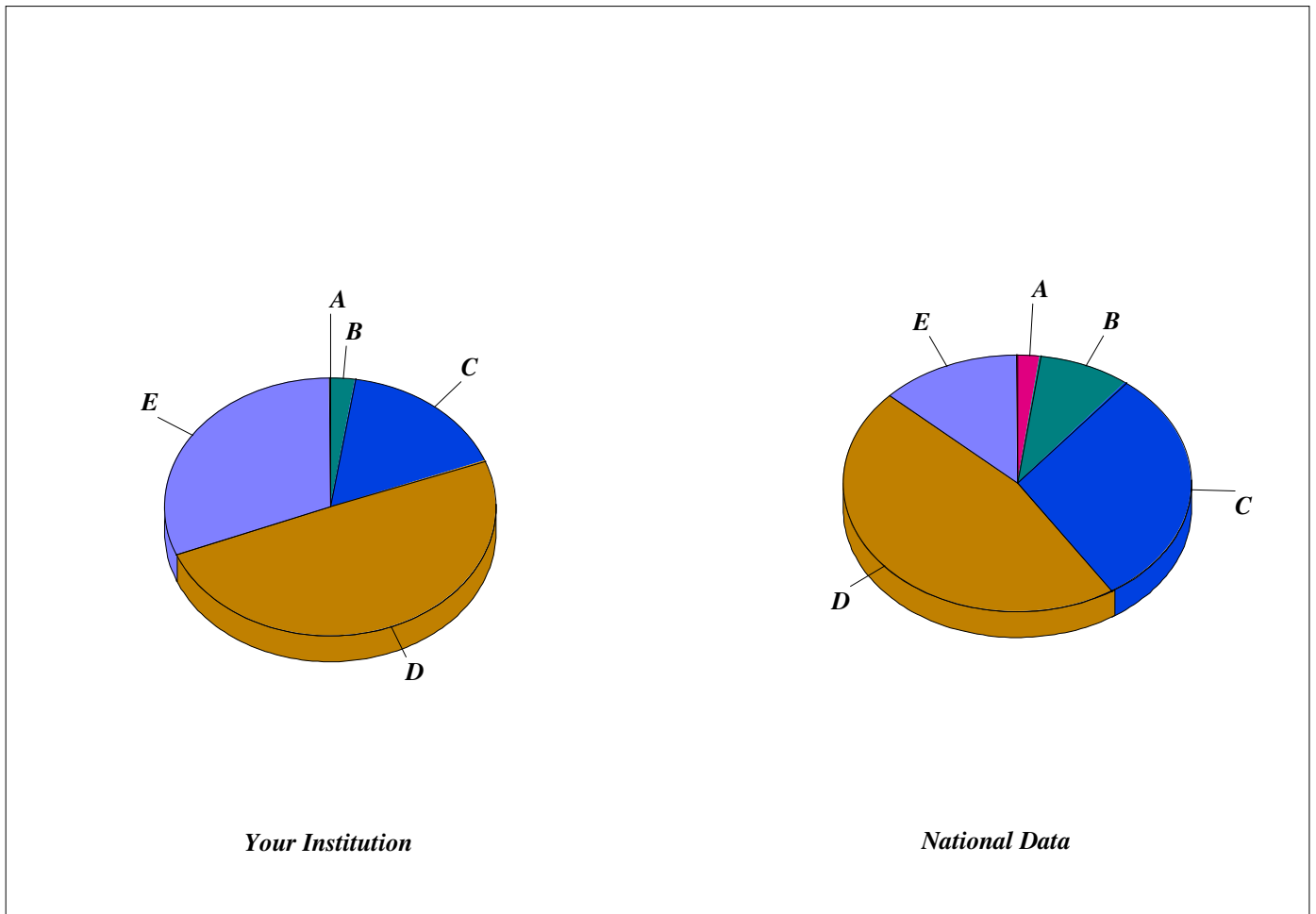
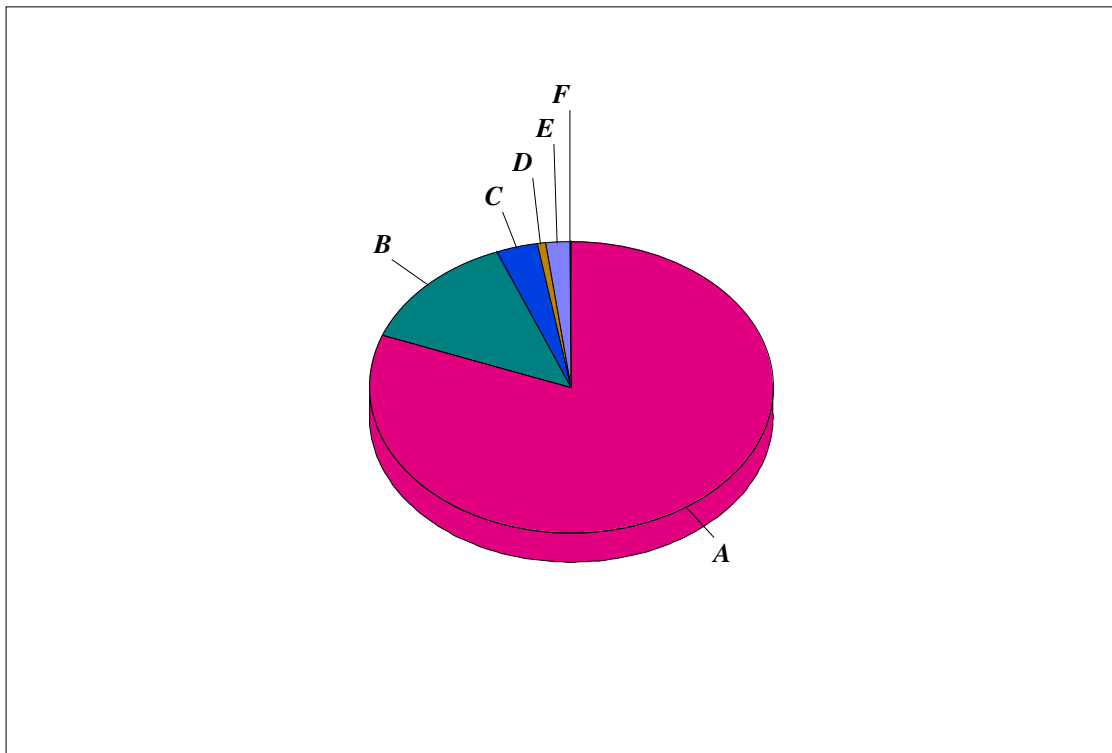


Figure 1. Section I - Background Information, Item A: Current Course Credit Enrollment

<i>Courses (Multiple Responses Possible)</i>	<i>Your Institution %</i>	<i>National Data %</i>
<i>A. 1+ Non-Credit Course(s)</i>	<i>.0</i>	<i>2.3</i>
<i>B. 1 Credit Course</i>	<i>2.5</i>	<i>8.9</i>
<i>C. 2-3 Credit Courses</i>	<i>17.1</i>	<i>31.2</i>
<i>D. 4-5 Credit Courses</i>	<i>50.6</i>	<i>47.8</i>
<i>E. 6+ Credit Courses</i>	<i>31.6</i>	<i>13.4</i>

**DODGE CITY COMMUNITY COLLEGE**  
**CREDIT STUDENTS ONLY**

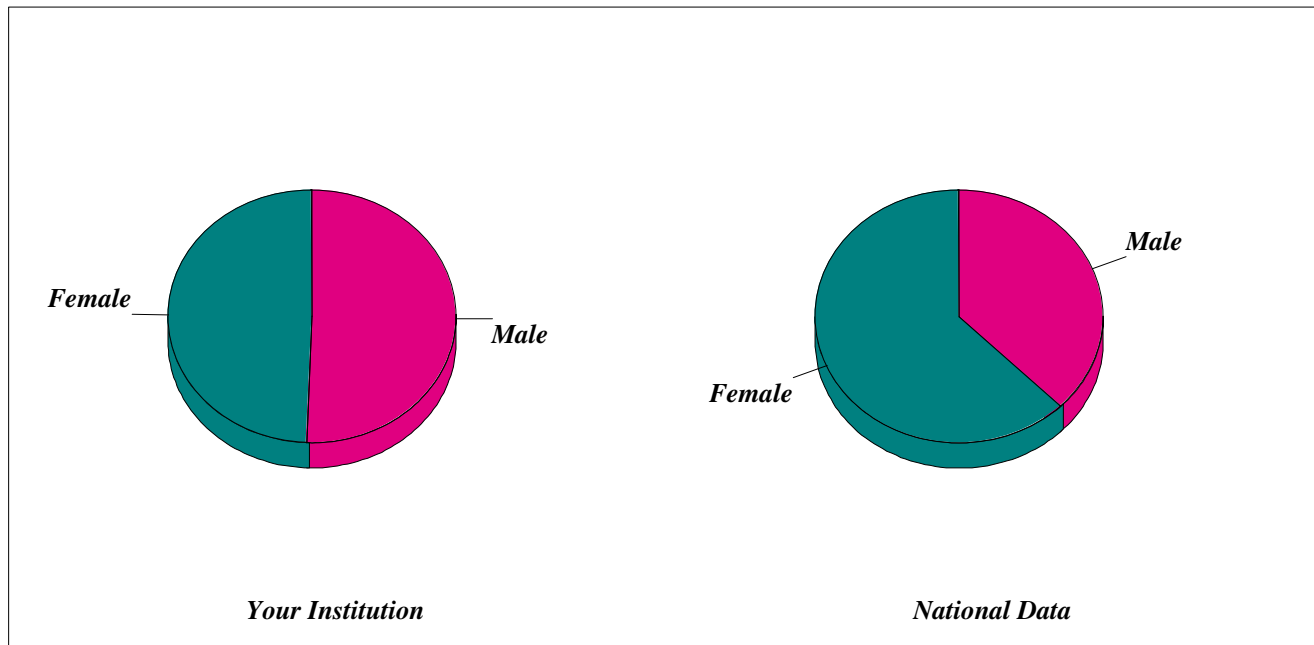


*Figure 2. Section I - Background Information, Item B: Age*

<i>Age</i>	<i>Your Institution %</i>	<i>National Data %</i>
<i>20 or Under</i>	<i>80.9</i>	<i>46.9</i>
<i>21 - 22</i>	<i>7.9</i>	<i>12.9</i>
<i>23 - 24</i>	<i>5.3</i>	<i>7.5</i>
<i>25 - 26</i>	<i>2.0</i>	<i>5.7</i>
<i>27 - 29</i>	<i>1.3</i>	<i>6.0</i>
<i>30 - 34</i>	<i>.0</i>	<i>6.8</i>
<i>35 - 39</i>	<i>.7</i>	<i>5.1</i>
<i>40 - 45</i>	<i>.7</i>	<i>4.4</i>
<i>46 - 49</i>	<i>1.3</i>	<i>2.1</i>
<i>50 - 59</i>	<i>.0</i>	<i>2.1</i>
<i>60 or Over</i>	<i>.0</i>	<i>.4</i>
<i>A. 20 or Under</i>	<i>80.9</i>	<i>46.9</i>
<i>B. 21 - 24</i>	<i>13.2</i>	<i>20.4</i>
<i>C. 25 - 29</i>	<i>3.3</i>	<i>11.7</i>
<i>D. 30 - 39</i>	<i>.7</i>	<i>12.0</i>
<i>E. 40 - 49</i>	<i>2.0</i>	<i>6.5</i>
<i>F. 50 or Over</i>	<i>.0</i>	<i>2.5</i>

**DODGE CITY COMMUNITY COLLEGE**

**CREDIT STUDENTS ONLY**



*Figure 3. Section I - Background Information, Item C: Sex*

<i>Sex</i>	<i>Your Institution %</i>	<i>National Data %</i>
<i>Male</i>	<i>50.6</i>	<i>37.6</i>
<i>Female</i>	<i>49.4</i>	<i>62.4</i>

DODGE CITY COMMUNITY COLLEGE

CREDIT STUDENTS ONLY

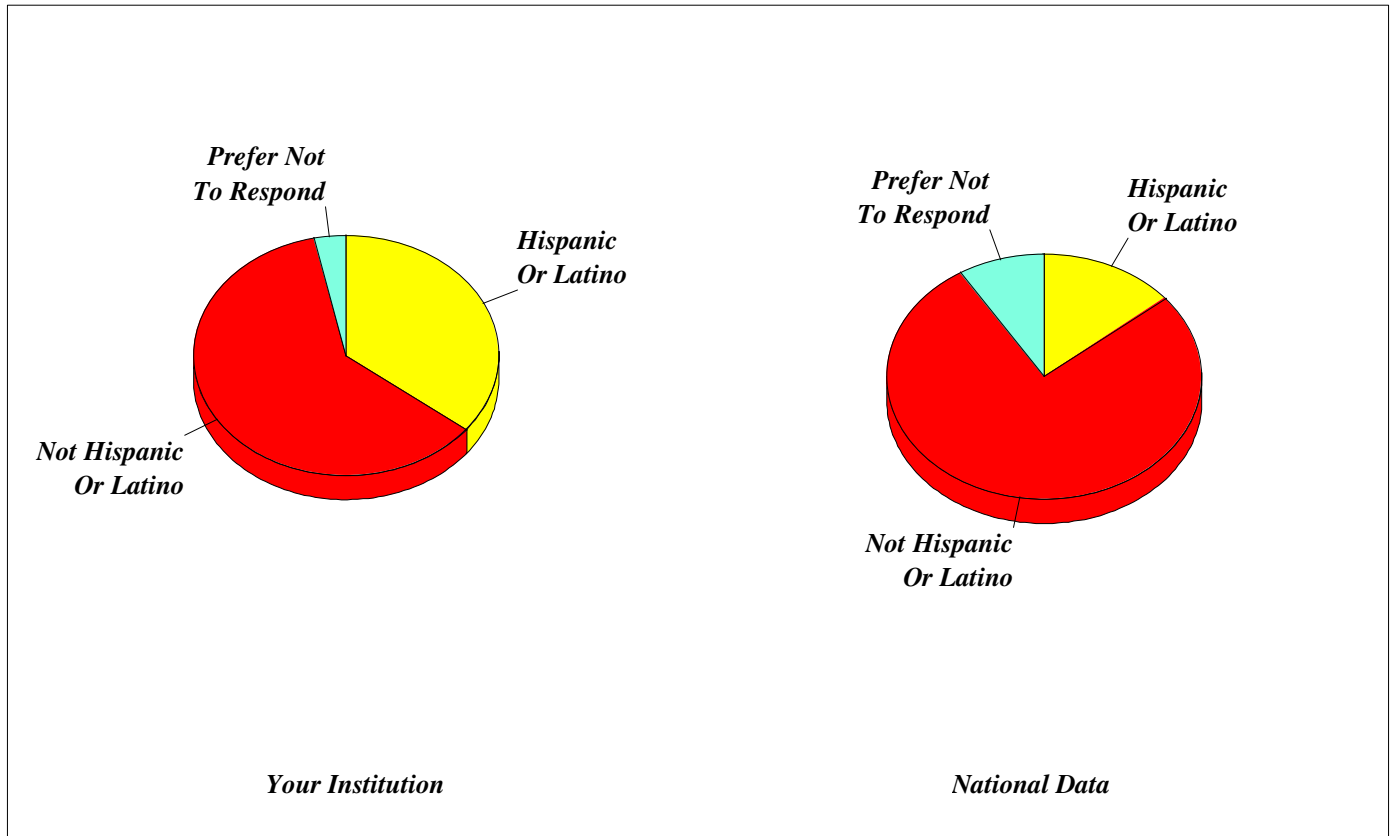
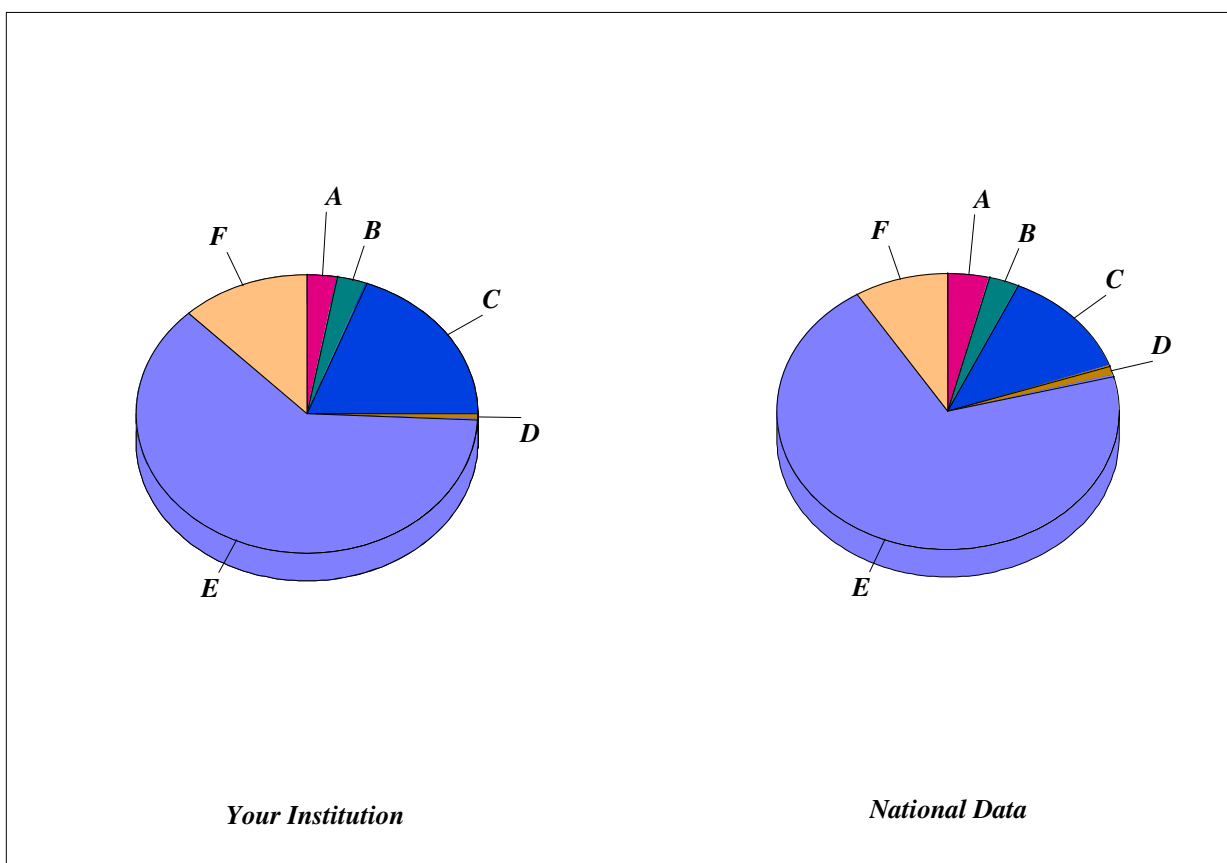


Figure 4. Section I - Background Information, Item D: Hispanic Ethnicity

<i>Hispanic Ethnicity</i>	<i>Your Institution %</i>	<i>National Data %</i>
<i>Hispanic Or Latino</i>	<i>35.6</i>	<i>14.0</i>
<i>Not Hispanic Or Latino</i>	<i>61.0</i>	<i>77.1</i>
<i>Prefer Not To Respond</i>	<i>3.4</i>	<i>8.9</i>

**DODGE CITY COMMUNITY COLLEGE**  
**CREDIT STUDENTS ONLY**



*Figure 5. Section I - Background Information, Item E: Race*

<i>Race (Multiple Responses Possible)</i>	<i>Your Institution %</i>	<i>National Data %</i>
<i>A. American Indian or Alaskan Native</i>	<i>2.9</i>	<i>4.0</i>
<i>B. Asian</i>	<i>2.9</i>	<i>2.9</i>
<i>C. Black or African American</i>	<i>19.7</i>	<i>13.2</i>
<i>D. Native Hawaiian or Other Pacific Islander</i>	<i>.7</i>	<i>1.3</i>
<i>E. White</i>	<i>63.5</i>	<i>71.9</i>
<i>F. Prefer Not To Respond</i>	<i>12.4</i>	<i>9.1</i>



DODGE CITY COMMUNITY COLLEGE

CREDIT STUDENTS ONLY

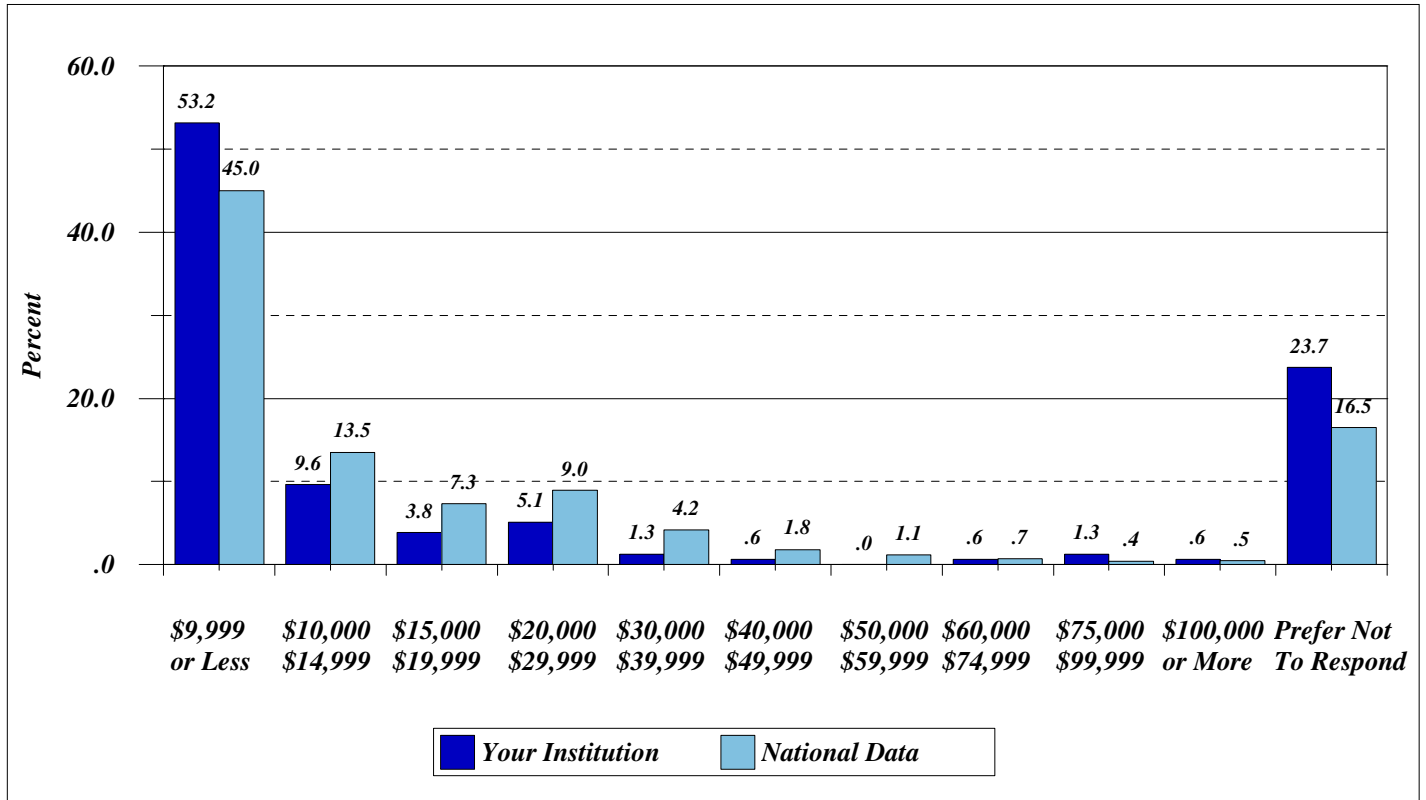


Figure 6. Section I - Background Information, Item I: Student's Total Annual Income

<i>Student's Total Annual Income</i>	<i>Your Institution %</i>	<i>National Data %</i>
<i>\$9,999 or Less</i>	<i>53.2</i>	<i>45.0</i>
<i>\$10,000 - \$14,999</i>	<i>9.6</i>	<i>13.5</i>
<i>\$15,000 - \$19,999</i>	<i>3.8</i>	<i>7.3</i>
<i>\$20,000 - \$29,999</i>	<i>5.1</i>	<i>9.0</i>
<i>\$30,000 - \$39,999</i>	<i>1.3</i>	<i>4.2</i>
<i>\$40,000 - \$49,999</i>	<i>.6</i>	<i>1.8</i>
<i>\$50,000 - \$59,999</i>	<i>.0</i>	<i>1.1</i>
<i>\$60,000 - \$74,999</i>	<i>.6</i>	<i>.7</i>
<i>\$75,000 - \$99,999</i>	<i>1.3</i>	<i>.4</i>
<i>\$100,000 or More</i>	<i>.6</i>	<i>.5</i>
<i>Prefer Not To Respond</i>	<i>23.7</i>	<i>16.5</i>

DODGE CITY COMMUNITY COLLEGE

CREDIT STUDENTS ONLY

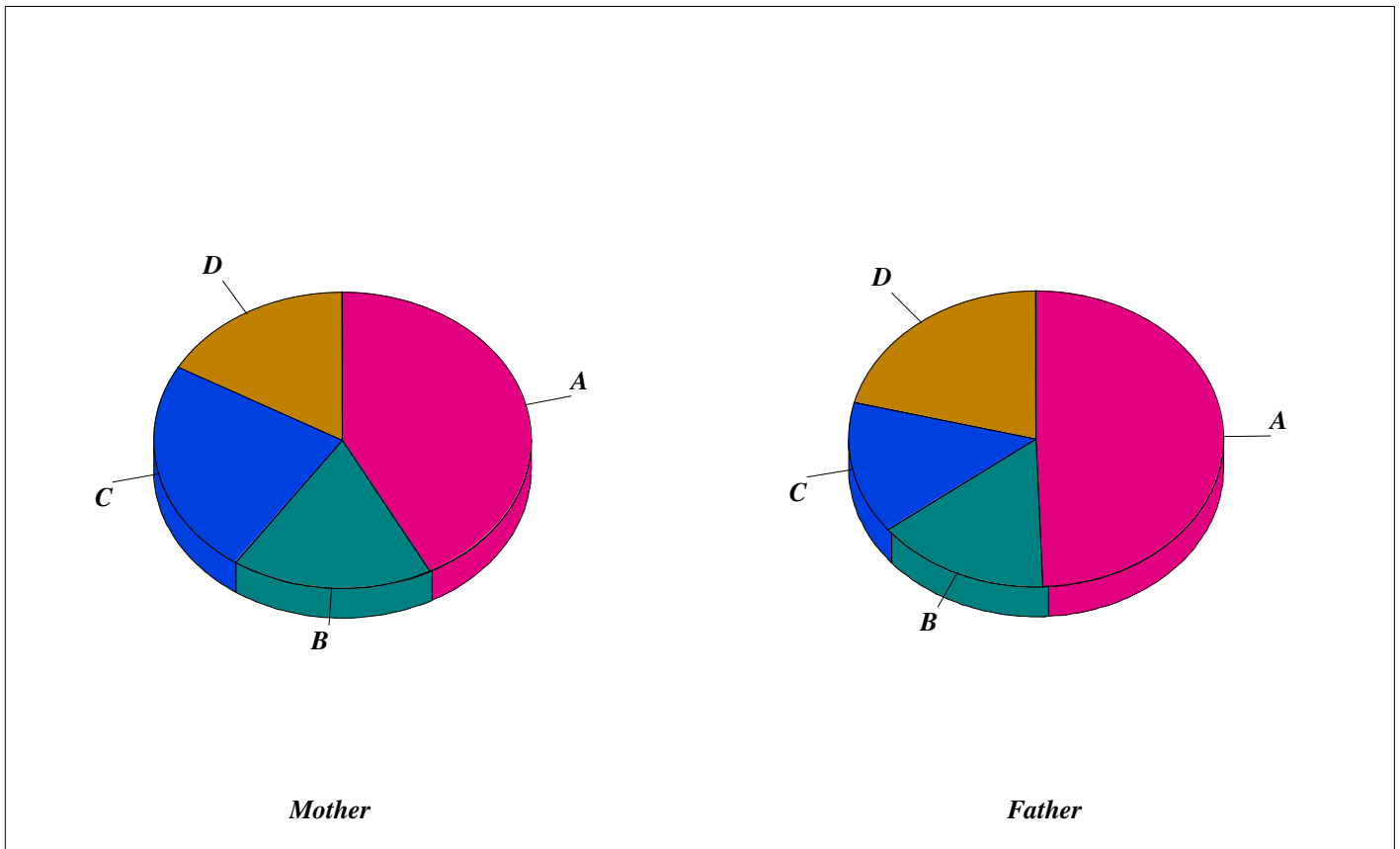


Figure 7. Section I - Background Information, Item M: Highest Ed Level Attained by Parents

Highest Ed Level Attained by Parents	Mother		Father	
	Your Institution %	National Data %	Your Institution %	National Data %
Less Than High School Diploma	24.4	13.6	27.2	16.7
High School Diploma or GED	17.9	31.9	19.9	32.7
Some College, No Certificate or Degree	17.3	17.4	20.5	15.1
Vocational/Technical Certificate	5.8	5.5	3.3	7.1
Associate or Other 2-Year Degree	17.9	11.2	9.3	7.4
Bachelor's Degree	12.2	13.7	17.2	13.3
Master's/Doctoral/Professional Degree	4.5	6.7	2.6	7.7
<b>A. Less Than HS Diploma/HS Diploma/GED</b>	<b>42.3</b>	<b>45.5</b>	<b>47.0</b>	<b>49.4</b>
<b>B. Some College</b>	<b>17.3</b>	<b>17.4</b>	<b>20.5</b>	<b>15.1</b>
<b>C. Vocational/Technical Certificate/Associate Degree</b>	<b>23.7</b>	<b>16.6</b>	<b>12.6</b>	<b>14.6</b>
<b>D. Bachelor's or Higher Degree</b>	<b>16.7</b>	<b>20.4</b>	<b>19.9</b>	<b>20.9</b>

**DODGE CITY COMMUNITY COLLEGE**

**CREDIT STUDENTS ONLY**

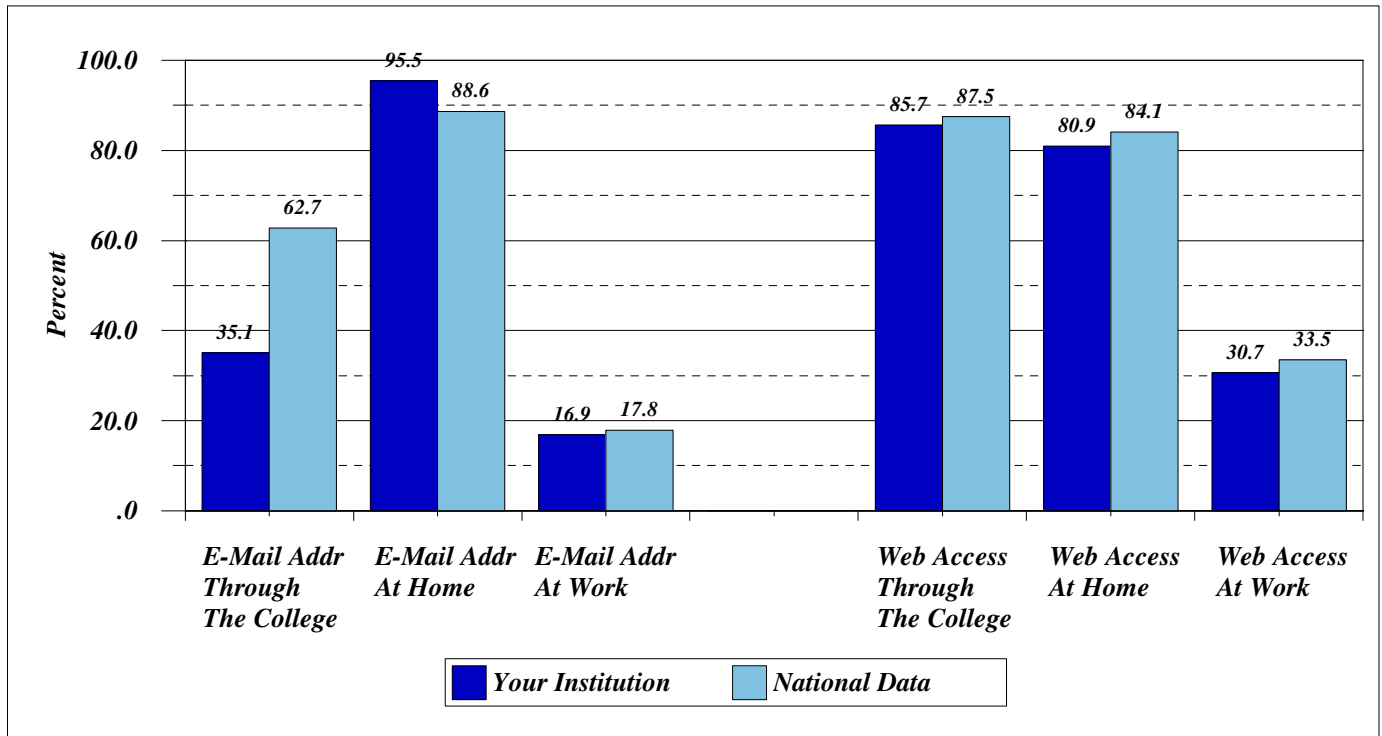


Figure 8. Section I - Background Information, Item N: E-Mail Address / Web Access

<i>E-Mail Address / Web Access</i>	<i>Your Institution %</i>	<i>National Data %</i>
<i>E-Mail Address</i>		
<i>Through The College</i>	35.1	62.7
<i>At Home</i>	95.5	88.6
<i>At Work</i>	16.9	17.8
<i>Web Access</i>		
<i>Through The College</i>	85.7	87.5
<i>At Home</i>	80.9	84.1
<i>At Work</i>	30.7	33.5

DODGE CITY COMMUNITY COLLEGE

CREDIT STUDENTS ONLY

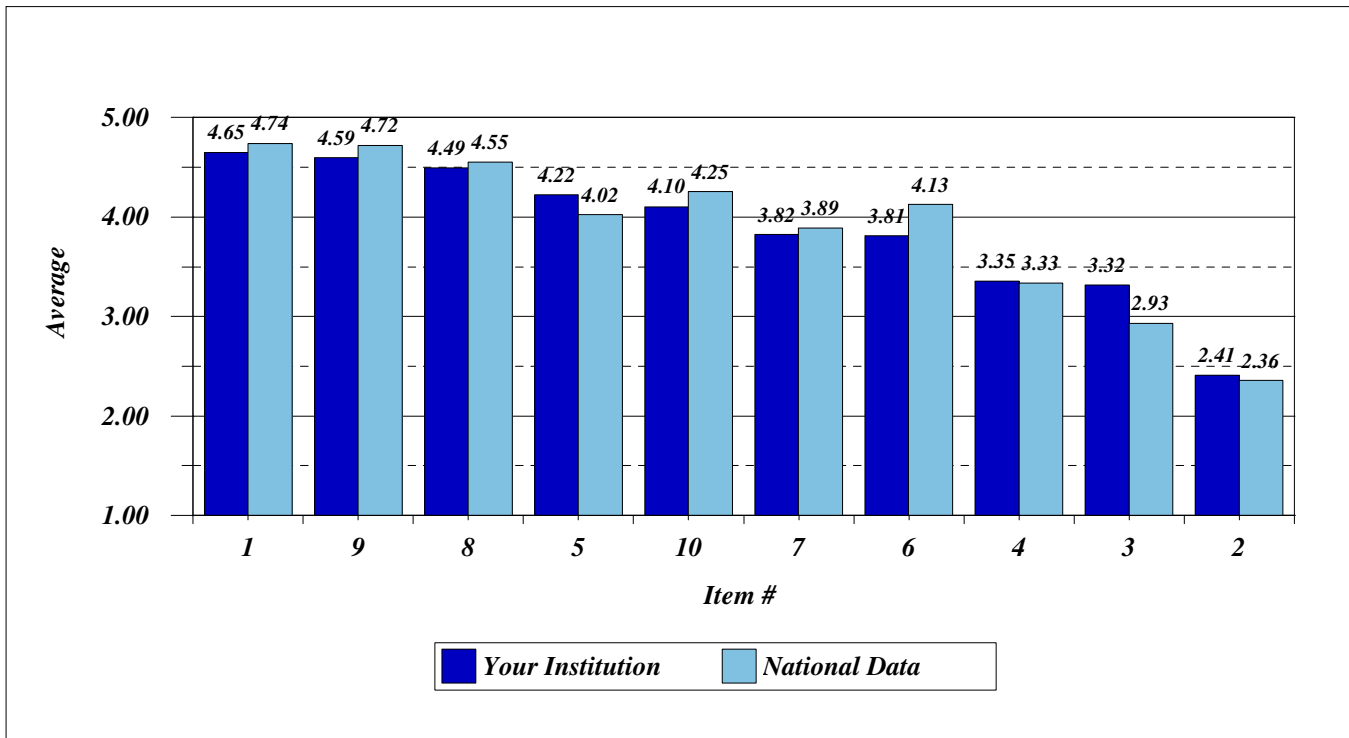


Figure 9. Section I - Background Information, Item O: Importance Of Accomplishing Activities/Goals

Item #		Your Institution Avg	National Data Avg
1	To have a steady, secure job	4.65	4.74
9	To have time for my personal/family interests	4.59	4.72
8	To be self-reliant	4.49	4.55
5	To make a lot of money	4.22	4.02
10	To help others who are in need	4.10	4.25
7	To meet new and interesting people	3.82	3.89
6	To be a parent	3.81	4.13
4	To be active in my community	3.35	3.33
3	To own and operate my own business	3.32	2.93
2	To make a theoretical or practical contribution to science	2.41	2.36

(Importance Scale: 5=very important, 3=moderately important, 1=not important)

DODGE CITY COMMUNITY COLLEGE

CREDIT STUDENTS ONLY

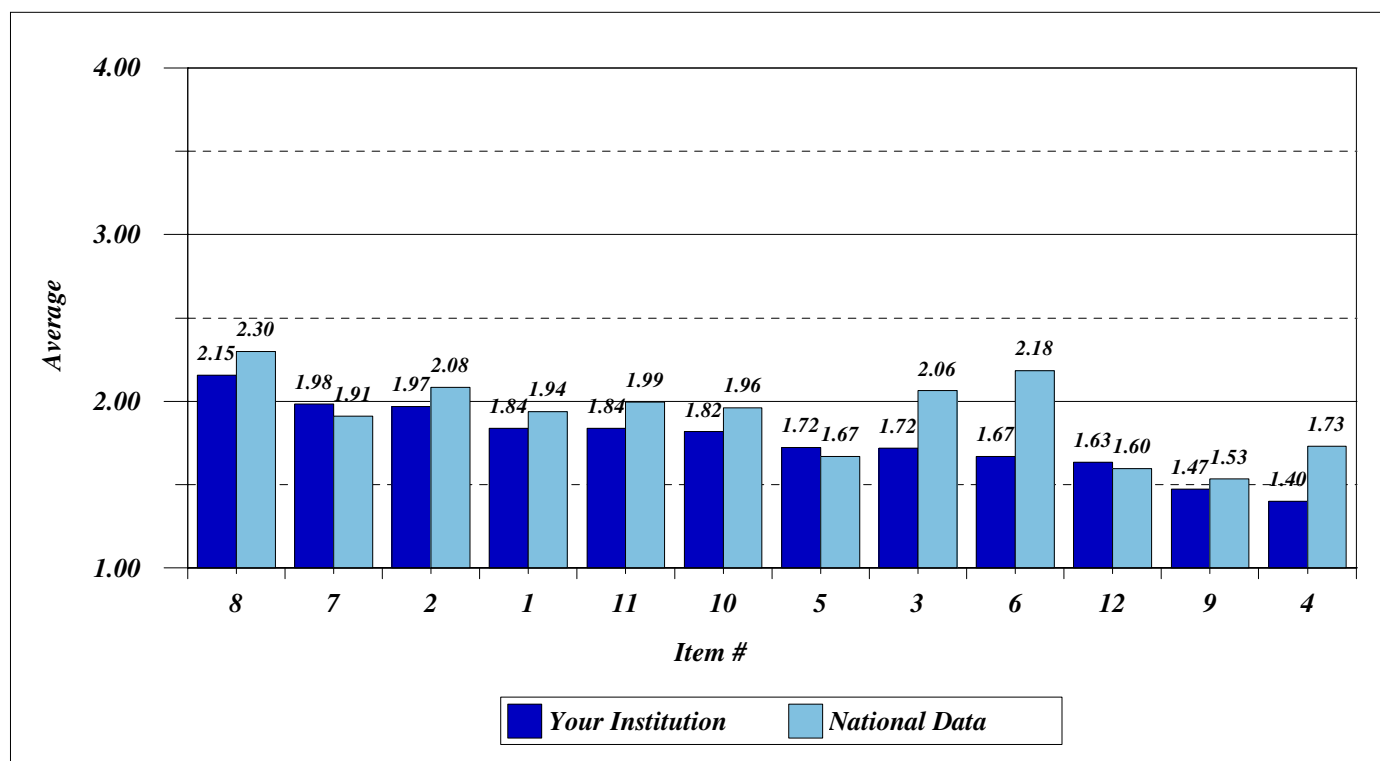


Figure 10. Section I - Background Information, Item Q: Degree of Problems Encountered While Taking Classes

Item #		Your Institution Avg	National Data Avg
8	Personal financial problems	2.15	2.30
7	Cost of computer	1.98	1.91
2	Cost of child or other dependent (e.g., parent) care	1.97	2.08
1	Finding acceptable child or other dependent (e.g., parent) care	1.84	1.94
11	Job-related responsibilities	1.84	1.99
10	Family responsibilities	1.82	1.96
5	Medical expenses	1.72	1.67
3	Cost of transportation	1.72	2.06
6	Cost and/or availability of books and related materials	1.67	2.18
12	Other	1.63	1.60
9	Health-related problems	1.47	1.53
4	Transportation problems (parking, access to public transportation, etc.)	1.40	1.73

(Problem Scale: 4=major problem, 3=moderate problem, 2=minor problem, 1=not a problem)

DODGE CITY COMMUNITY COLLEGE

CREDIT STUDENTS ONLY

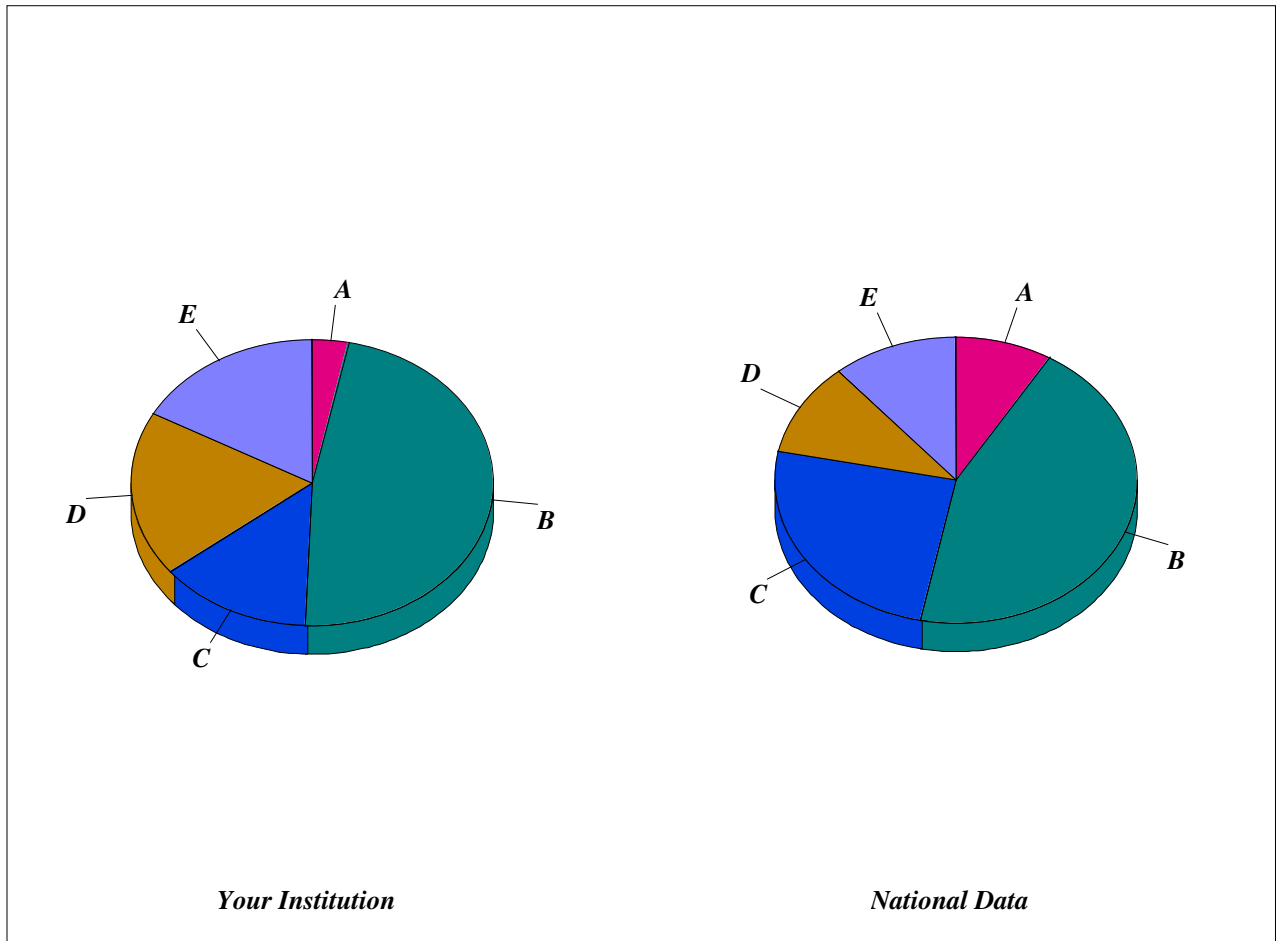


Figure 11. Section II - Employment Background, Item A: Student's Current Employment Status

<i>Student's Current Employment Status</i>	<i>Your Institution %</i>	<i>National Data %</i>
<i>A. Caring For My Family/Home Full-Time</i>	<i>3.2</i>	<i>8.7</i>
<i>B. Employed Part-Time</i>	<i>47.4</i>	<i>44.5</i>
<i>C. Employed Full-Time</i>	<i>13.6</i>	<i>25.1</i>
<i>D. Unemployed, Seeking Employment</i>	<i>18.8</i>	<i>10.6</i>
<i>E. Unemployed, Not Seeking Employment</i>	<i>16.9</i>	<i>11.1</i>

DODGE CITY COMMUNITY COLLEGE

CREDIT STUDENTS ONLY

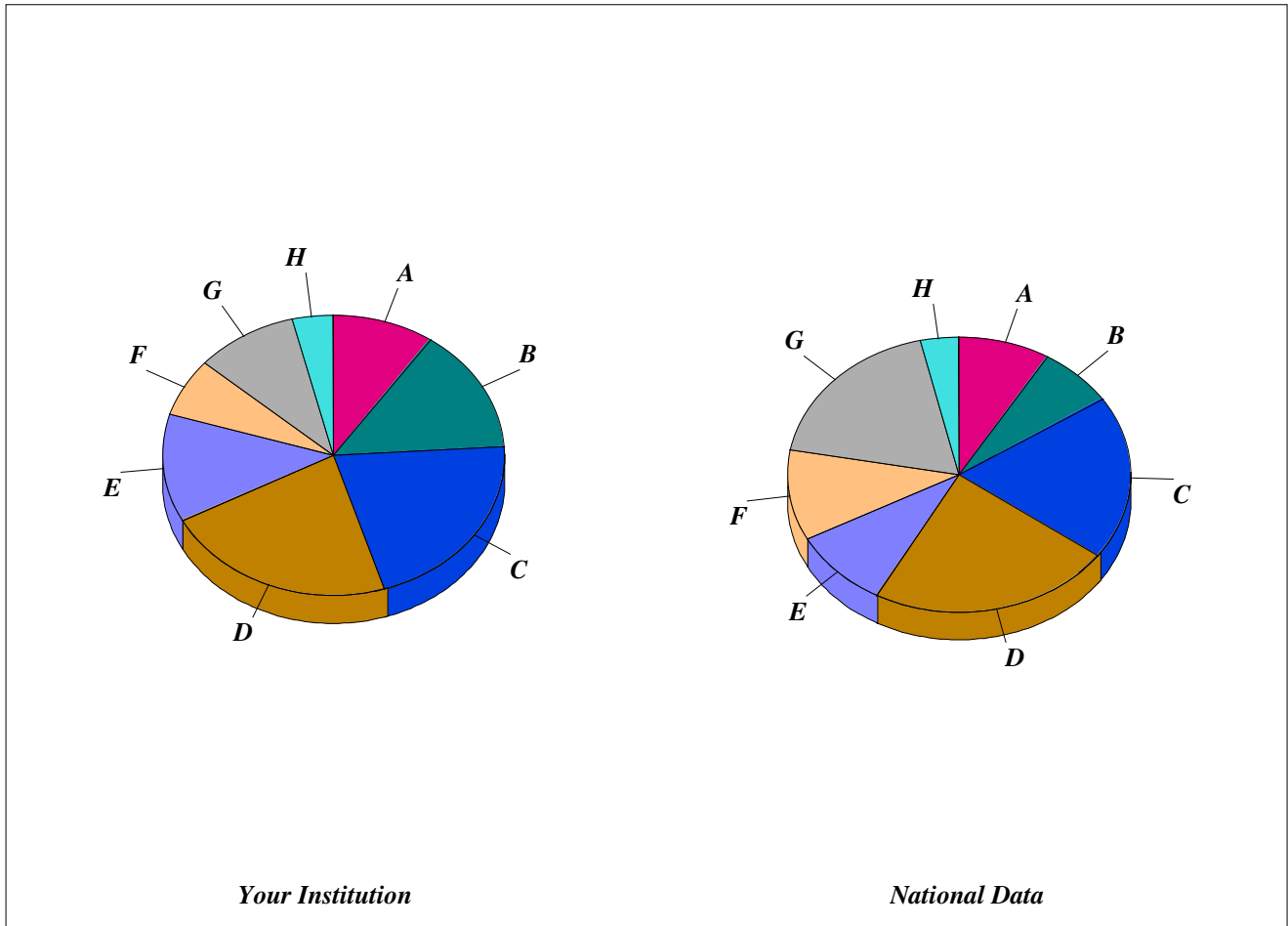


Figure 12. Section II - Employment Background, Item F: Hours Per Week Working While Taking This Course

<i>Hours Per Week Working While Taking This Course</i>	<i>Your Institution %</i>	<i>National Data %</i>
<i>A. Don't Know</i>	<i>9.6</i>	<i>8.6</i>
<i>B. 1 - 10 Hours</i>	<i>14.4</i>	<i>7.1</i>
<i>C. 11 - 20 Hours</i>	<i>21.2</i>	<i>19.4</i>
<i>D. 21 - 30 Hours</i>	<i>22.1</i>	<i>22.9</i>
<i>E. 31 - 34 Hours</i>	<i>12.5</i>	<i>9.3</i>
<i>F. 35 - 39 Hours</i>	<i>6.7</i>	<i>10.7</i>
<i>G. 40 - 50 Hours</i>	<i>9.6</i>	<i>18.5</i>
<i>H. Over 50 Hours</i>	<i>3.8</i>	<i>3.6</i>

DODGE CITY COMMUNITY COLLEGE

CREDIT STUDENTS ONLY

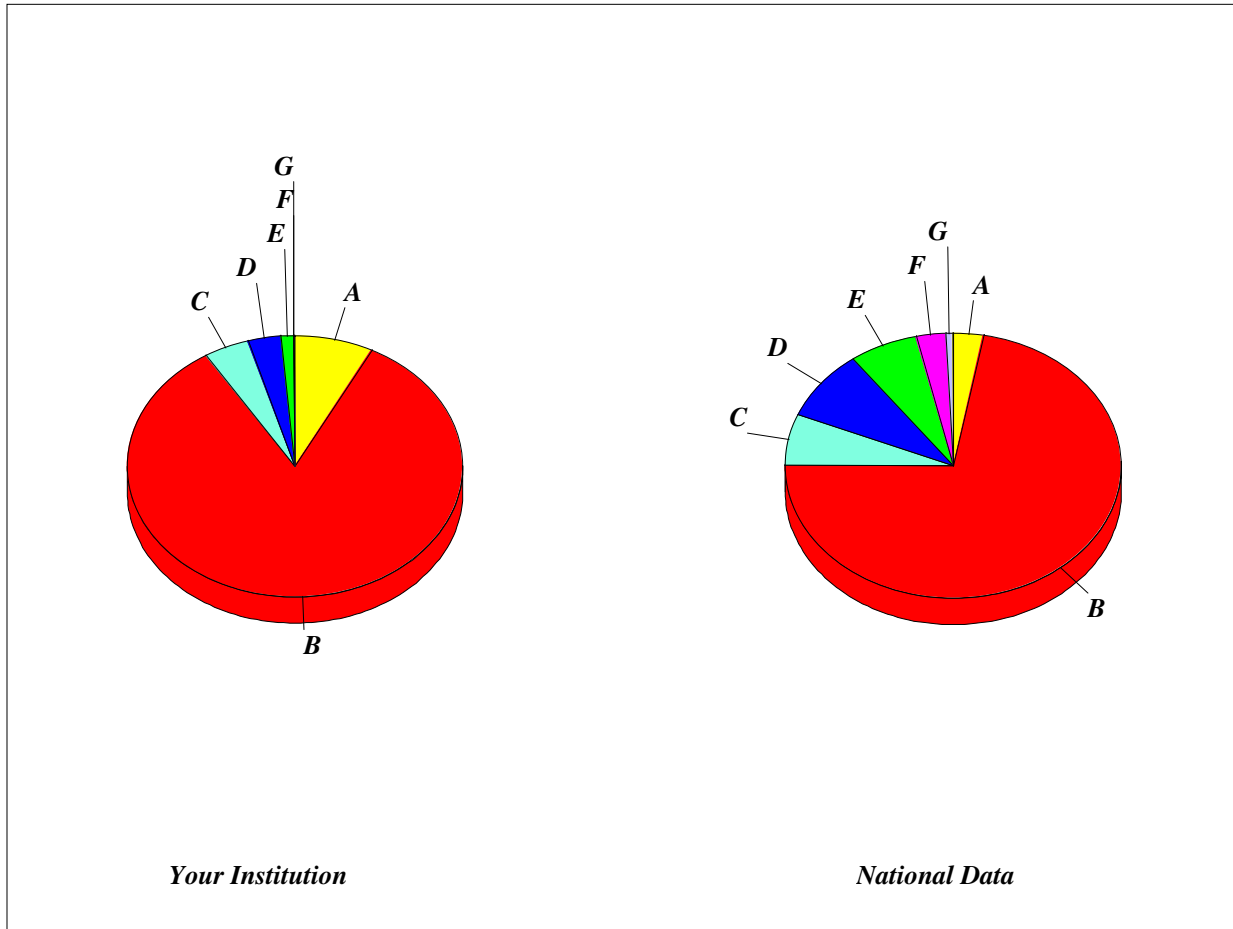


Figure 13. Section III - Educational Background, Item A: Highest Academic Degree Earned

Highest Academic Degree Earned	Your Institution %	National Data %
A. None	7.6	2.9
B. High School Diploma	83.5	72.2
C. GED	4.4	6.2
D. Vocational/Technical Certificate	3.2	8.5
E. Associate or Other 2-Year Degree	1.3	6.6
F. Bachelor's or Other 4-Year Degree	.0	2.9
G. Master's/Doctoral/Professional Degree	.0	.6



DODGE CITY COMMUNITY COLLEGE

CREDIT STUDENTS ONLY

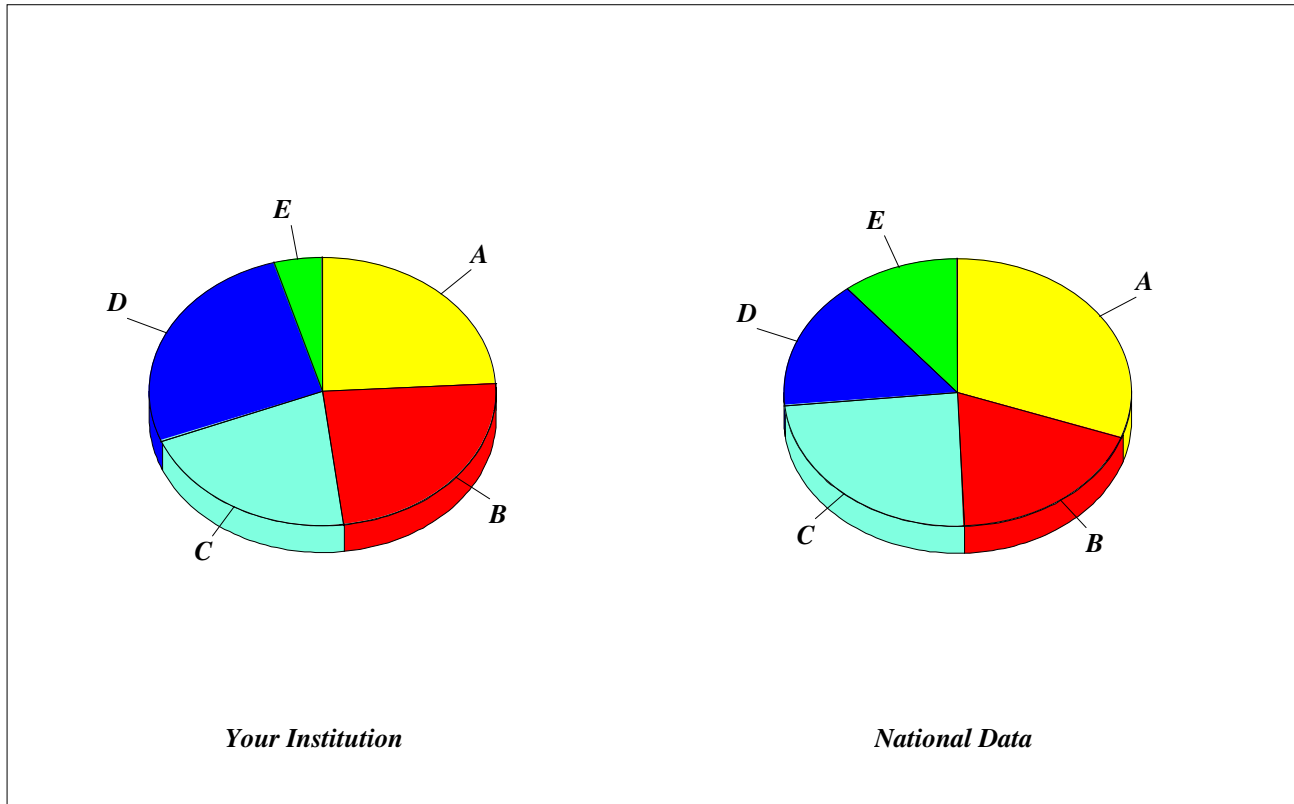


Figure 14. Section III - Educational Background, Item C: Credit Hours Completed At This College

<i>Credit Hours Completed At This College</i>	<i>Your Institution %</i>	<i>National Data %</i>
<i>A. 0</i>	<i>24.1</i>	<i>30.5</i>
<i>B. 1 - 12</i>	<i>24.1</i>	<i>18.9</i>
<i>C. 13 - 30</i>	<i>20.9</i>	<i>24.0</i>
<i>D. 31 - 50</i>	<i>26.6</i>	<i>15.7</i>
<i>E. More Than 50</i>	<i>4.4</i>	<i>10.8</i>

DODGE CITY COMMUNITY COLLEGE

CREDIT STUDENTS ONLY

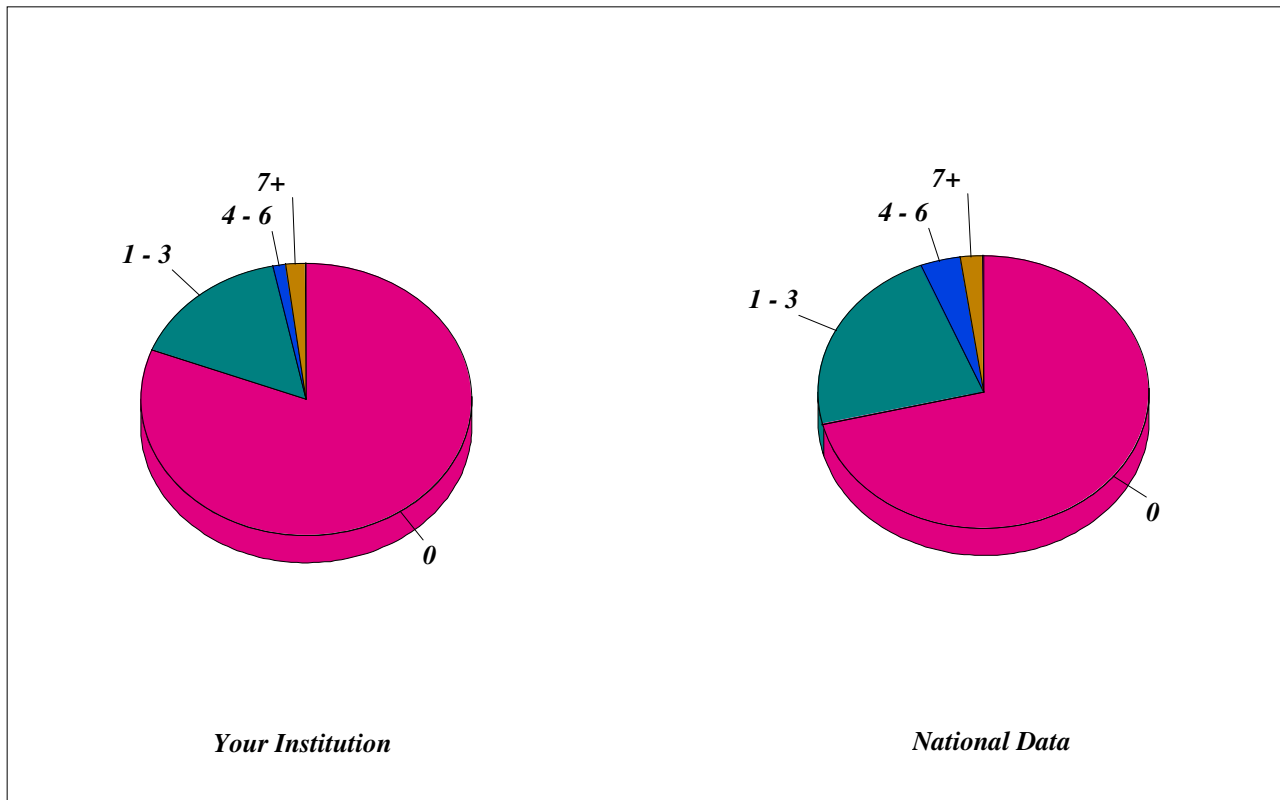


Figure 15. Section III - Educational Background, Item D: Non-Credit Hours Taken At This College

<i>Non-Credit Hours Taken At This College</i>	<i>Your Institution %</i>	<i>National Data %</i>
<i>0</i>	<i>81.0</i>	<i>71.2</i>
<i>1 - 3</i>	<i>15.8</i>	<i>22.7</i>
<i>4 - 6</i>	<i>1.3</i>	<i>3.9</i>
<i>7+</i>	<i>1.9</i>	<i>2.2</i>

DODGE CITY COMMUNITY COLLEGE

CREDIT STUDENTS ONLY

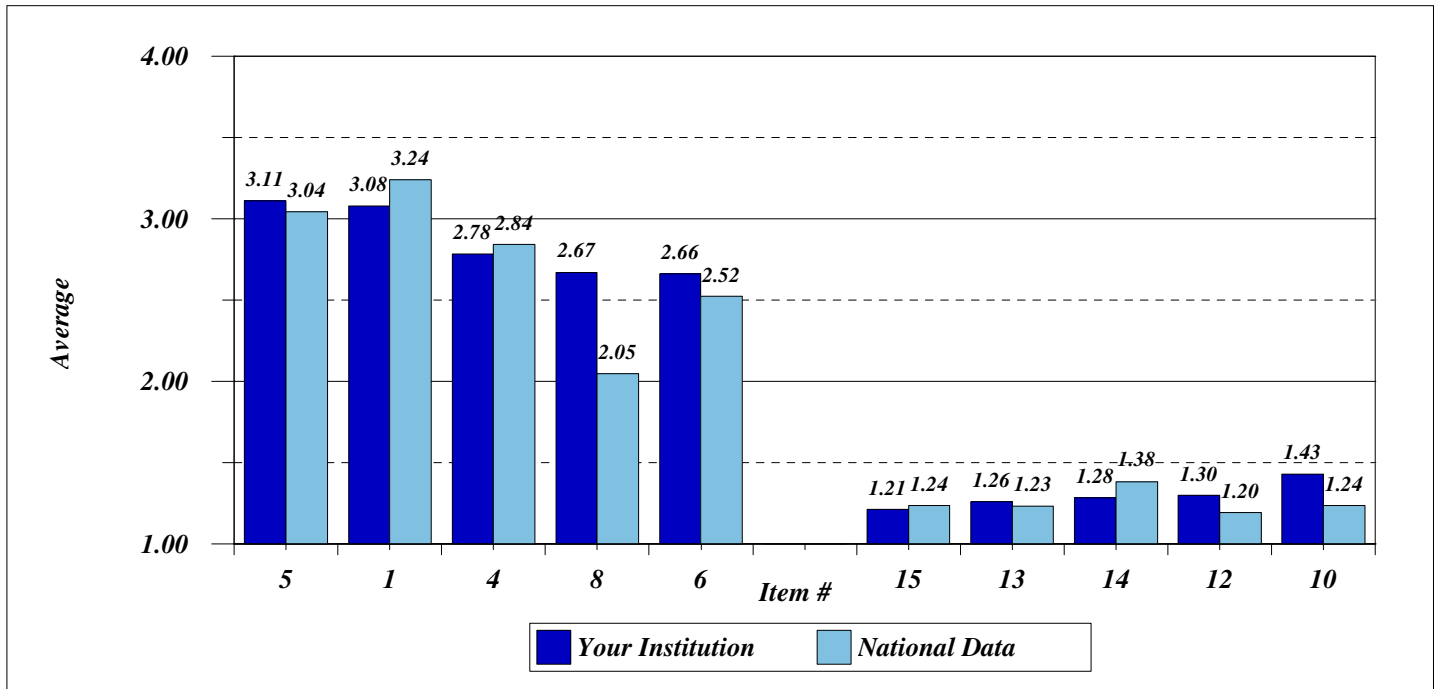


Figure 16. Section III - Educational Background, Item H: Reasons For Taking Current Course/Program

Item #		Your Institution Avg	National Data Avg
<b>Top 5 for Your College</b>			
5	To develop my mind and intellectual abilities	3.11	3.04
1	To meet requirements for my chosen occupation	3.08	3.24
4	To increase my earning power	2.78	2.84
8	Parents and/or relatives wanted me to continue my education	2.67	2.05
6	To study new and different subjects	2.66	2.52
<b>Bottom 5 for Your College</b>			
15	Other	1.21	1.24
13	Wanted to enter workforce after children grown	1.26	1.23
14	Needed to enter workforce after major life change	1.28	1.38
12	Required by employer	1.30	1.20
10	To learn the English language and culture	1.43	1.24

(Reason Scale: 4=major reason, 3=moderate reason, 2=minor reason, 1=not a reason)

NOTE: Items with fewer than 10 respondents were not included in the analyses.

DODGE CITY COMMUNITY COLLEGE  
CREDIT STUDENTS ONLY

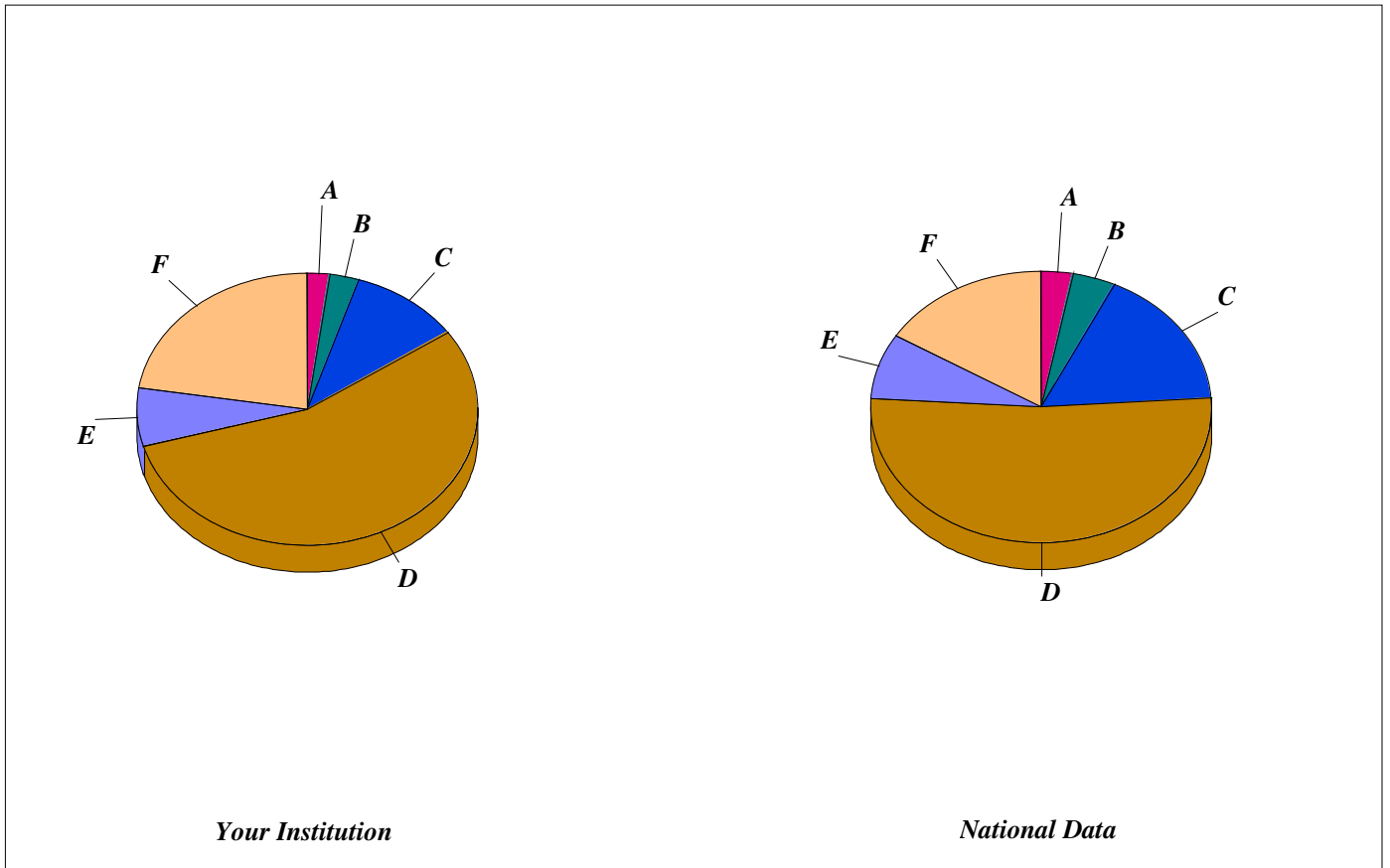


Figure 17. Section III - Educational Background, Item I: Source(s) From Which Learned About This College

Source(s) Learned About This College	Your Institution %	National Data %
Newspaper	.7	1.3
Television/Radio	1.4	1.8
Current/Prospective Employer	2.1	1.5
Co-Worker	.7	2.6
College Catalogue/Brochure/Flier	10.5	16.9
High School Teacher/Counselor	32.2	21.5
Family Member/Friend	23.1	30.6
Internet/WWW	7.0	7.8
Other	22.4	16.1
A. Newspaper/TV/Radio	2.1	3.0
B. Employer/Co-Worker	2.8	4.1
C. Catalogue/Brochure/Flier	10.5	16.9
D. HS Teacher/Counselor/Family/Friend	55.2	52.1
E. Internet/WWW	7.0	7.8
F. Other	22.4	16.1

DODGE CITY COMMUNITY COLLEGE

CREDIT STUDENTS ONLY

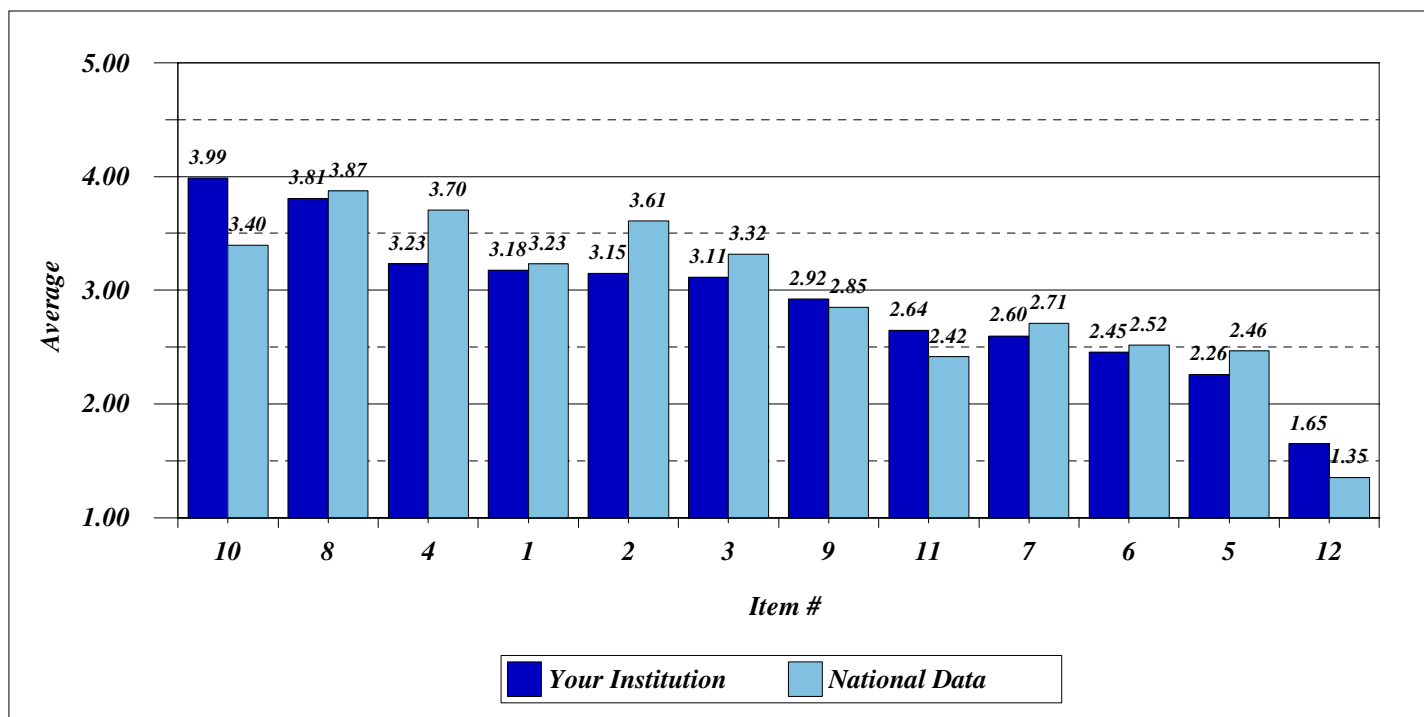


Figure 18. Section III - Educational Background, Item J: Importance of Factors In Attending This College

Item #		Your Institution Avg	National Data Avg
10	Availability of financial aid or scholarship	3.99	3.40
8	Cost of attending the college	3.81	3.87
4	Distance of the college from my permanent residence	3.23	3.70
1	Academic reputation of the college	3.18	3.23
2	A particular program of study	3.15	3.61
3	Variety of courses offered	3.11	3.32
9	Type of community in which the college is located	2.92	2.85
11	Opportunity for part-time work	2.64	2.42
7	Entrance requirements	2.60	2.71
6	Size of the college	2.45	2.52
5	Distance of the college from my place of employment	2.26	2.46
12	Other	1.65	1.35

(Importance Scale: 5=very important, 3=moderately important, 1=not important)

DODGE CITY COMMUNITY COLLEGE

CREDIT STUDENTS ONLY

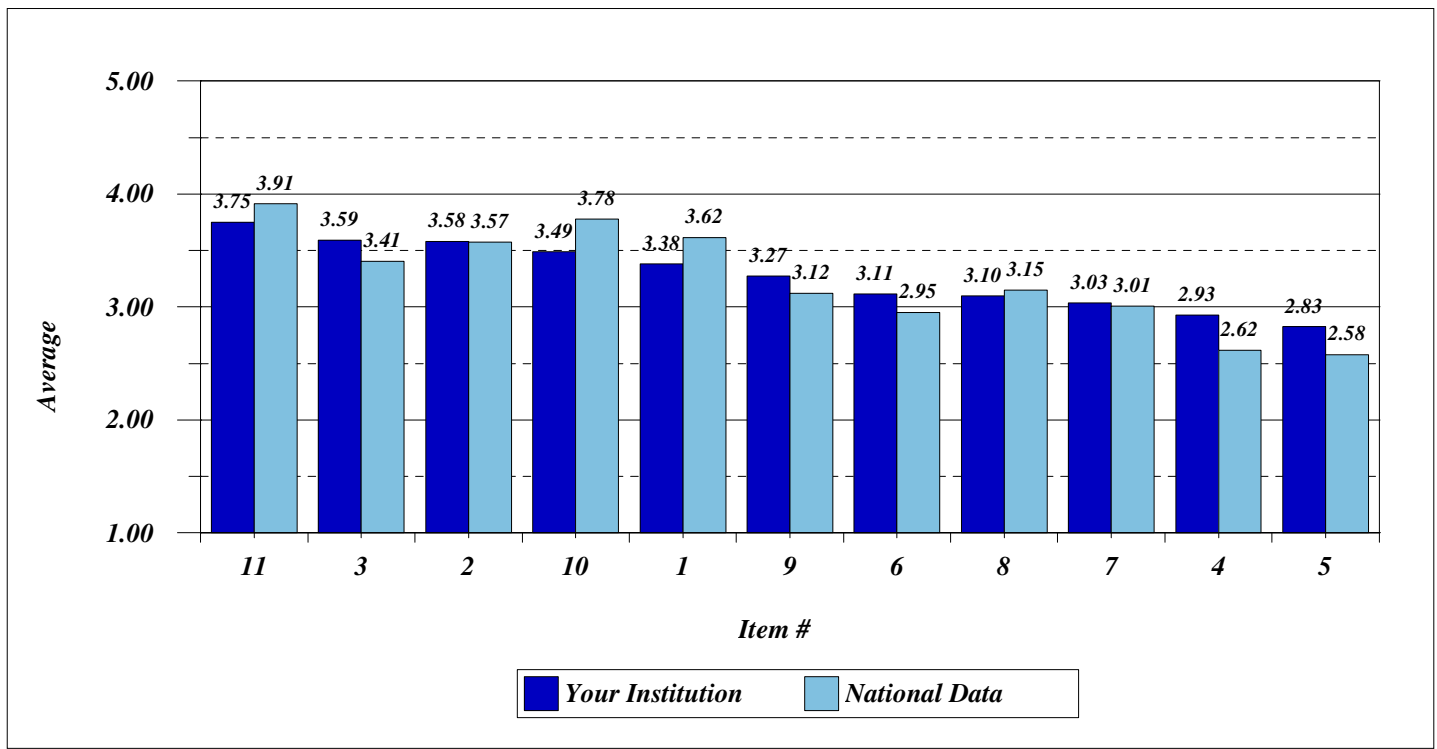


Figure 19. Section IV - Current College Experience, Item A: College Experiences Contribution To Growth

Item #		Your Institution Avg	National Data Avg
11	<i>Increasing my academic competence</i>	3.75	3.91
3	<i>Developing self-confidence</i>	3.59	3.41
2	<i>Enriching my intellectual life</i>	3.58	3.57
10	<i>Learning skills needed specifically for my current or future job</i>	3.49	3.78
1	<i>Identifying the training/skills required for career opportunities that fit my interests/abilities</i>	3.38	3.62
9	<i>Learning effective leadership skills</i>	3.27	3.12
6	<i>Learning how to work effectively as a member of a team</i>	3.11	2.95
8	<i>Developing an openness to opinions other than my own</i>	3.10	3.15
7	<i>Communicating with others in the work setting</i>	3.03	3.01
4	<i>Learning to use a computer for my personal tasks</i>	2.93	2.62
5	<i>Learning to use a computer for my work-related tasks</i>	2.83	2.58

(Contribution Scale: 5=major contribution, 3=moderate contribution, 1=no contribution)

DODGE CITY COMMUNITY COLLEGE

CREDIT STUDENTS ONLY

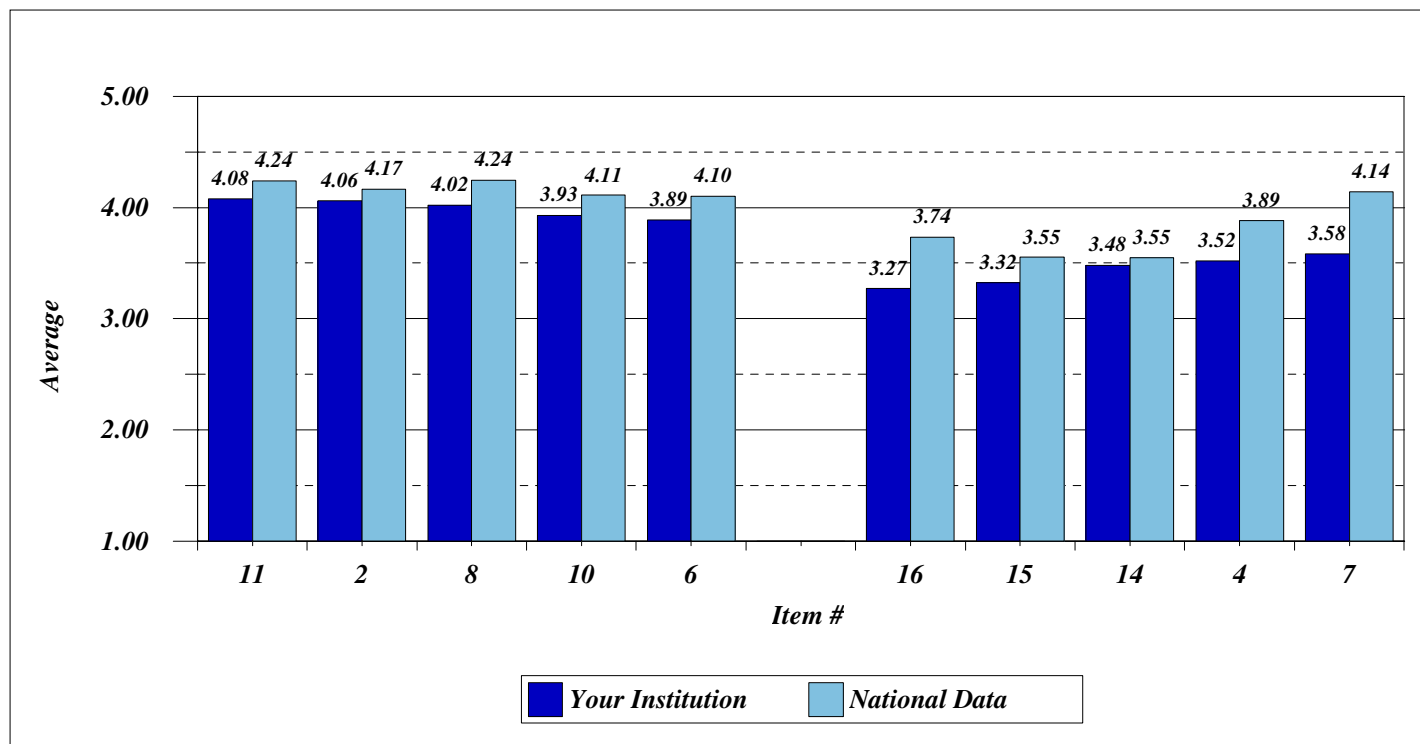


Figure 20. Section IV - Current College Experience, Item B: Agreement with Statements About This College

Item #		Your Institution Avg	National Data Avg
<b>Top 5 for Your College</b>			
11	Instructors/administrators treat students of my gender with respect.	4.08	4.24
2	Administrators/non-teaching staff treat students in my racial/ethnic group with respect.	4.06	4.17
8	Instructors treat students in my racial/ethnic group with respect.	4.02	4.24
10	I feel a sense of general safety and security while on campus and attending classes.	3.93	4.11
6	Students in my rac./eth. group are treated w/respect by students in other rac./eth. groups.	3.89	4.10
<b>Bottom 5 for Your College</b>			
16	Overall, my program of study at this college has been sufficiently challenging.	3.27	3.74
15	Academic advising is of high quality.	3.32	3.55
14	I could not have attended this college without the financial aid I received.	3.48	3.55
4	Concern is shown for students as individuals.	3.52	3.89
7	I would recommend this college to friends and relatives.	3.58	4.14

(Agreement Scale: 5=strongly agree, 4=agree, 3=neutral, 2=disagree, 1=strongly disagree)

NOTE: Items with fewer than 10 respondents were not included in the analyses.

DODGE CITY COMMUNITY COLLEGE

CREDIT STUDENTS ONLY

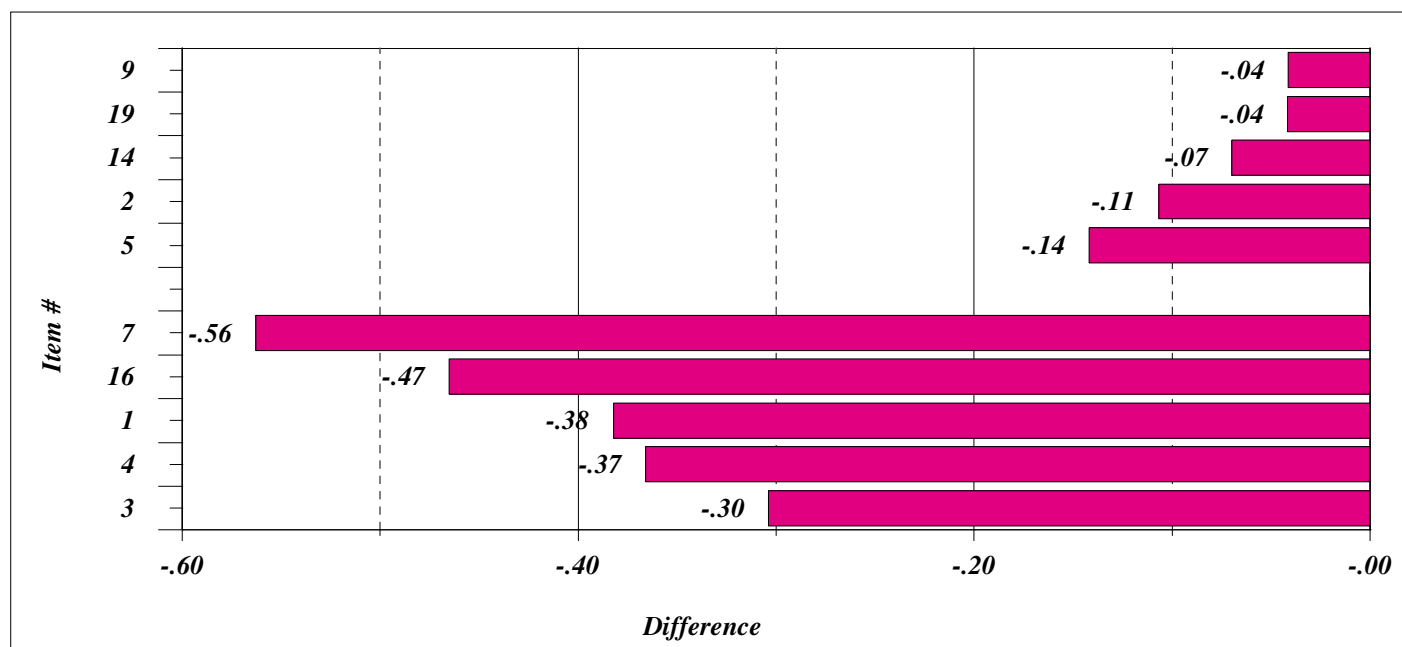


Figure 21. Section IV - Current College Experience, Item B: Agreement with Statements About This College  
Largest Positive & Largest Negative Differences between Your College's Averages and the National Averages

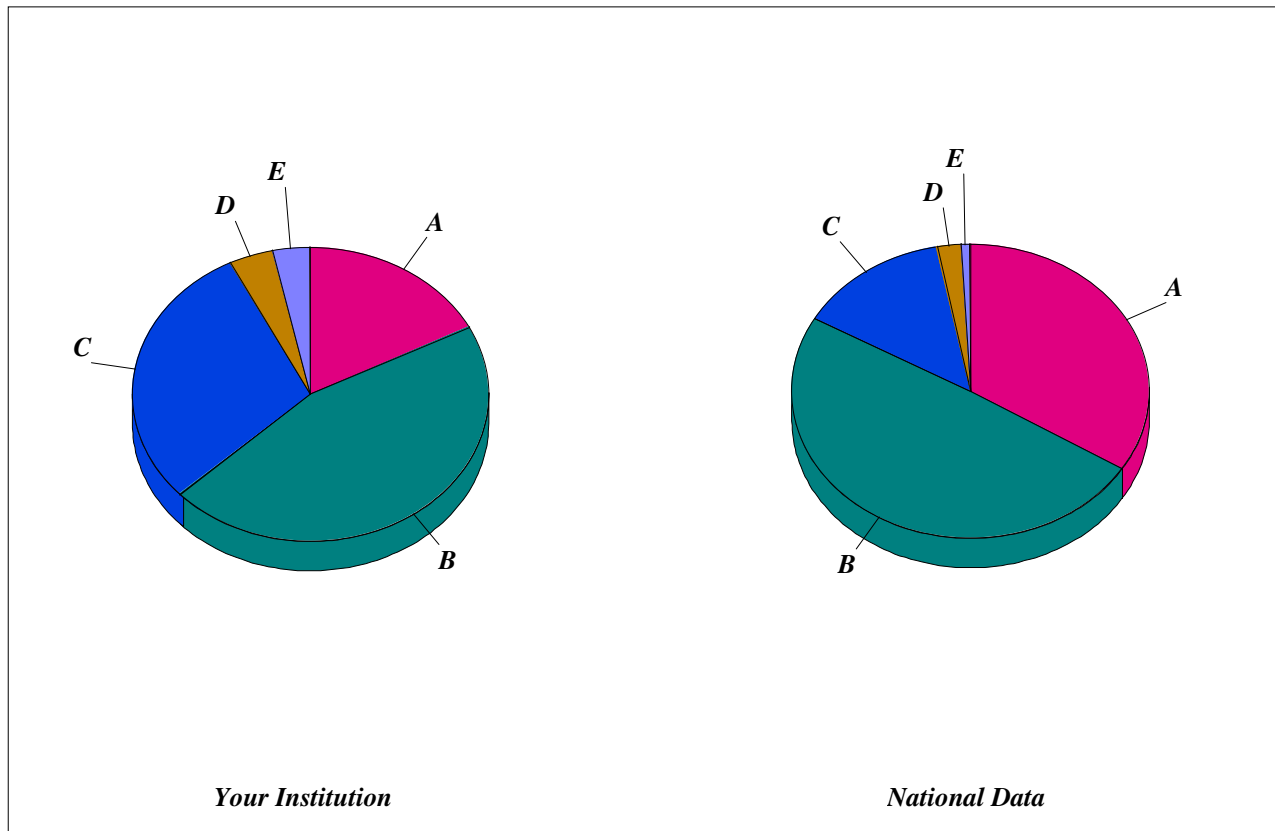
Item #	Your Institution Avg	National Data Avg	Diff
<b>Largest Positive (or Smallest Negative) Differences</b>			
9	3.73	3.77	-0.04
19	3.60	3.64	-0.04
14	3.48	3.55	-0.07
2	4.06	4.17	-0.11
5	3.83	3.97	-0.14
<b>Largest Negative (or Smallest Positive) Differences</b>			
7	3.58	4.14	-0.56
16	3.27	3.74	-0.47
1	3.61	4.00	-0.38
4	3.52	3.89	-0.37
3	3.61	3.91	-0.30

(Agreement Scale: 5=strongly agree, 4=agree, 3=neutral, 2=disagree, 1=strongly disagree)

NOTE: Items with fewer than 10 respondents were not included in the analyses.



**DODGE CITY COMMUNITY COLLEGE**  
**CREDIT STUDENTS ONLY**



**Figure 22. Section IV - Current College Experience, Item C: Satisfaction With This College**

<i>Satisfaction With This College</i>	<i>Your Institution %</i>	<i>National Data %</i>
<i>A. Very Satisfied</i>	<i>17.4</i>	<i>33.9</i>
<i>B. Satisfied</i>	<i>45.6</i>	<i>49.4</i>
<i>C. Neutral</i>	<i>29.5</i>	<i>13.8</i>
<i>D. Dissatisfied</i>	<i>4.0</i>	<i>2.1</i>
<i>E. Very Dissatisfied</i>	<i>3.4</i>	<i>.8</i>
<i>Total Group Average</i>	<i>3.70</i>	<i>4.14</i>

*(Satisfaction Scale: 5=very satisfied, 4=satisfied, 3=neutral, 2=dissatisfied, 1=very dissatisfied)*