

ESS

The ACT Evaluation/Survey Service
For Educational Institutions and Agencies

ACT[™]

*Faces of the Future Survey Graphics Report
for*

DODGE CITY COMMUNITY COLLEGE

Code: 1402

CREDIT STUDENTS ONLY

Prepared by ACT Survey Research Services

December 22, 2011

*Faces of the Future Survey Graphics Report
For
DODGE CITY COMMUNITY COLLEGE
CREDIT STUDENTS ONLY
Prepared by ACT Survey Research Services
12/22/11*

This report provides graphical information for selected demographic items (e.g., age, race/ethnicity, sex) for your college and for a national comparative sample of all participating community colleges. For all Likert scale items (e.g., 5-point Satisfaction scale), data are displayed for your institution's top and bottom five items as well as the five items with the greatest and least differences for your institution in comparison with the national data. Please note, percentages may not add to 100 due to the effect of rounding.

*The "National Data" used in this report are based on 22,790 student records from 46 community colleges that administered the AACCC/ACT Faces of the Future Survey from January 1, 2006 through June 30, 2010. The data for students who were taking one or more classes **for credit** during the survey administration period are presented in this report. Comparative data of this type are often referred to as "user norms" because they simply represent an unweighted composite of the data obtained by a number of institutions that administered the instrument during a particular period of time. See the "National Comparison Data Report" for the Faces of the Future Survey for more information concerning the nature of the national norms sample.*

For more information about the ACT Evaluation/Survey Service, contact the ACT Survey Services staff listed below.

Ordering Surveys

*ESS Customer Service
319/337-1893 (fax) 319/337-1467*

Survey Scanning and Reporting

*ESS Production Services
319/337-1186 (fax) 319/337-1578*

Discussing research related issues (e.g., sampling, subgroup selection, item construction, etc.), survey administration, specialized services and materials

*Survey Research Services
319/337-1098 (fax) 319/341-2650*

Using report results for accreditation, outcomes assessment, and effectiveness measures

*Educational Services
800/294-7027
outcomes@act.org*

<http://www.act.org/ess/>

*ACT, Inc
500 ACT Drive
P.O. Box 168
Iowa City, IA 52243-0168*

Table of Contents

<i>Section I, Item A: Current Course Credit Enrollment</i>	<i>1</i>
<i>Section I, Item B: Age</i>	<i>2</i>
<i>Section I, Item C: Sex</i>	<i>3</i>
<i>Section I, Item D: Hispanic Ethnicity</i>	<i>4</i>
<i>Section I, Item E: Race</i>	<i>5</i>
<i>Section I, Item I: Student's Total Annual Income</i>	<i>6</i>
<i>Section I, Item M: Highest Ed Level Attained by Parents</i>	<i>7</i>
<i>Section I, Item N: E-Mail Address / Web Access</i>	<i>8</i>
<i>Section I, Item O: Importance of Accomplishing Activities/Goals</i>	<i>9</i>
<i>Section I, Item Q: Degree of Problems Encountered While Taking Classes</i>	<i>10</i>
<i>Section II, Item A: Student's Current Employment Status</i>	<i>11</i>
<i>Section II, Item F: Hours Per Week Working While Taking This Course</i>	<i>12</i>
<i>Section III, Item A: Highest Academic Degree Earned</i>	<i>13</i>
<i>Section III, Item C: Credit Hours Completed At This College</i>	<i>14</i>
<i>Section III, Item D: Non-Credit Hours Taken At This College</i>	<i>15</i>
<i>Section III, Item H: Reasons For Taking Current Course/Program</i>	<i>16</i>
<i>Section III, Item I: Source(s) From Which Learned About This College</i>	<i>17</i>
<i>Section III, Item J: Importance Of Factors In Attending This College</i>	<i>18</i>
<i>Section IV, Item A: College Experiences Contribution To Growth</i>	<i>19</i>
<i>Section IV, Item B: Agreement With Statements About This College (Top 5 & Bottom 5)</i>	<i>20</i>
<i>Section IV, Item B: Agreement With Statements About This College With National Differences</i> ..	<i>21</i>
<i>Section IV, Item C: Satisfaction With This College</i>	<i>22</i>

DODGE CITY COMMUNITY COLLEGE

CREDIT STUDENTS ONLY

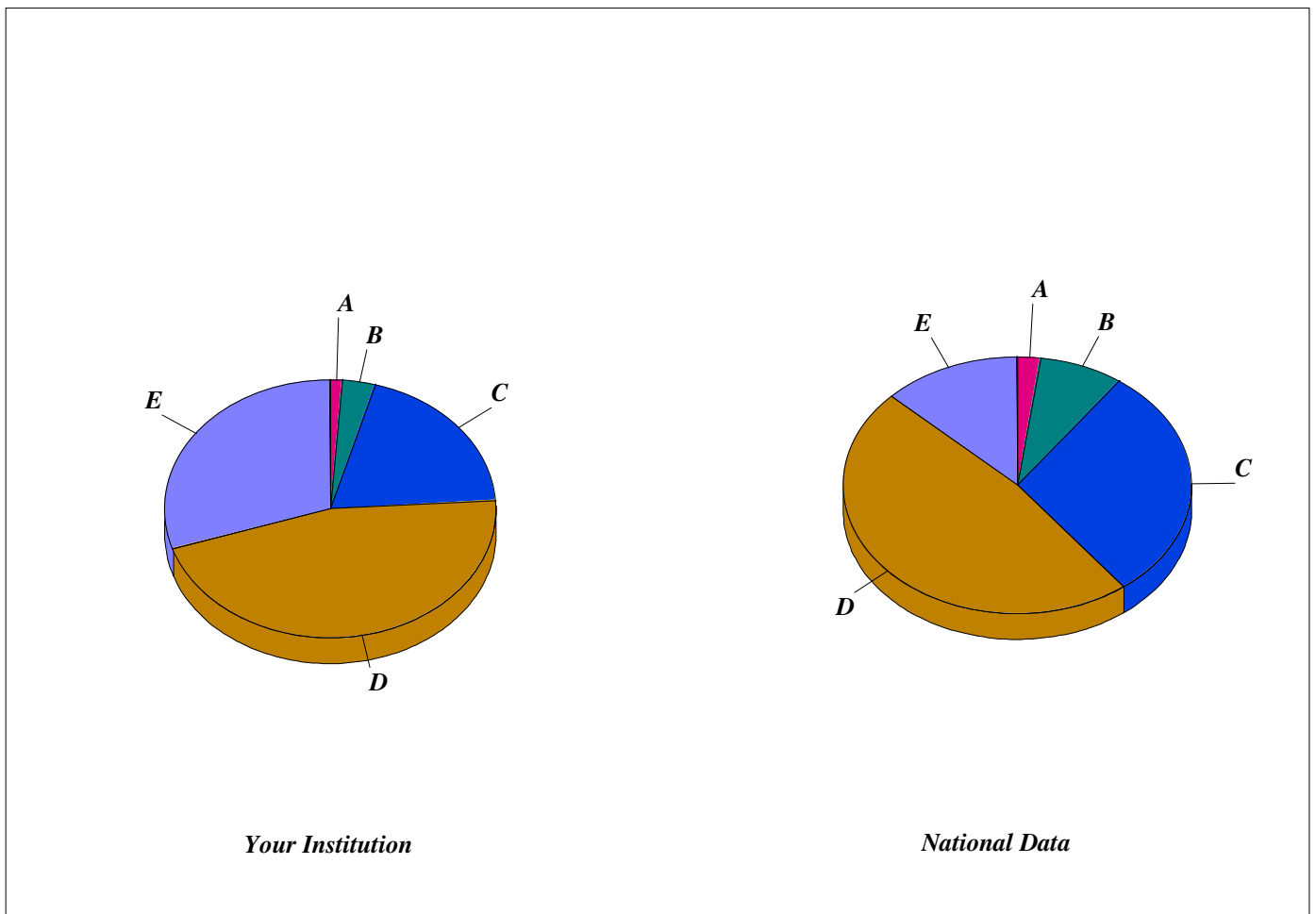


Figure 1. Section I - Background Information, Item A: Current Course Credit Enrollment

<i>Courses (Multiple Responses Possible)</i>	<i>Your Institution %</i>	<i>National Data %</i>
<i>A. 1+ Non-Credit Course(s)</i>	<i>1.2</i>	<i>2.3</i>
<i>B. 1 Credit Course</i>	<i>3.3</i>	<i>8.1</i>
<i>C. 2-3 Credit Courses</i>	<i>20.3</i>	<i>30.7</i>
<i>D. 4-5 Credit Courses</i>	<i>47.7</i>	<i>49.3</i>
<i>E. 6+ Credit Courses</i>	<i>31.1</i>	<i>13.2</i>

DODGE CITY COMMUNITY COLLEGE
CREDIT STUDENTS ONLY

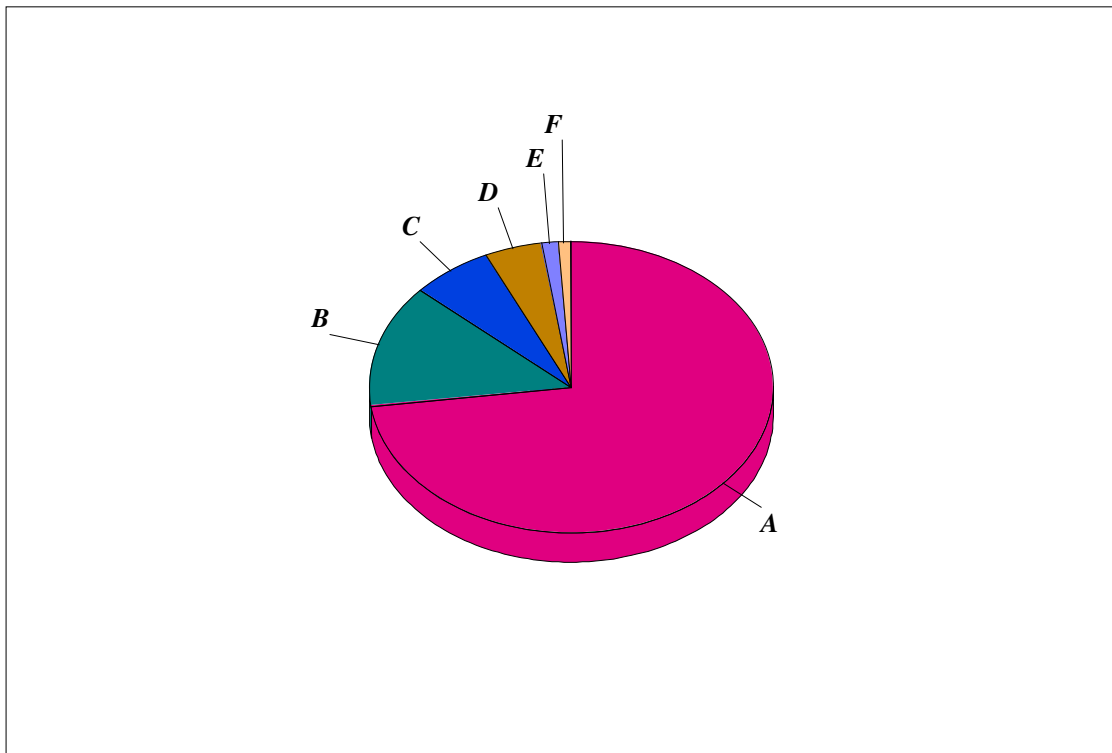


Figure 2. Section I - Background Information, Item B: Age

<i>Age</i>	<i>Your Institution %</i>	<i>National Data %</i>
<i>20 or Under</i>	<i>72.9</i>	<i>46.5</i>
<i>21 - 22</i>	<i>9.2</i>	<i>14.1</i>
<i>23 - 24</i>	<i>4.6</i>	<i>7.6</i>
<i>25 - 26</i>	<i>3.2</i>	<i>5.6</i>
<i>27 - 29</i>	<i>3.2</i>	<i>5.9</i>
<i>30 - 34</i>	<i>3.2</i>	<i>7.0</i>
<i>35 - 39</i>	<i>1.4</i>	<i>5.0</i>
<i>40 - 45</i>	<i>.5</i>	<i>3.9</i>
<i>46 - 49</i>	<i>.9</i>	<i>1.9</i>
<i>50 - 59</i>	<i>.9</i>	<i>2.0</i>
<i>60 or Over</i>	<i>.0</i>	<i>.4</i>
<i>A. 20 or Under</i>	<i>72.9</i>	<i>46.5</i>
<i>B. 21 - 24</i>	<i>13.8</i>	<i>21.7</i>
<i>C. 25 - 29</i>	<i>6.4</i>	<i>11.5</i>
<i>D. 30 - 39</i>	<i>4.6</i>	<i>11.9</i>
<i>E. 40 - 49</i>	<i>1.4</i>	<i>5.9</i>
<i>F. 50 or Over</i>	<i>.9</i>	<i>2.5</i>

DODGE CITY COMMUNITY COLLEGE

CREDIT STUDENTS ONLY

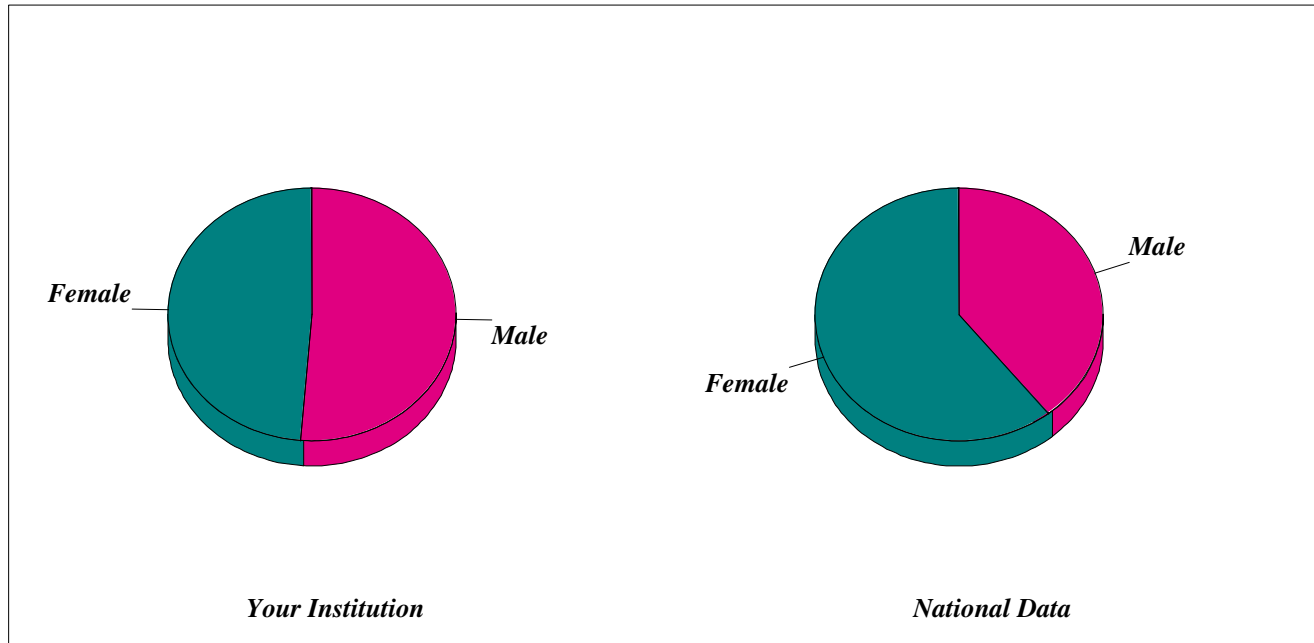


Figure 3. Section I - Background Information, Item C: Sex

Sex	Your Institution %	National Data %
Male	51.3	39.3
Female	48.7	60.7

DODGE CITY COMMUNITY COLLEGE

CREDIT STUDENTS ONLY

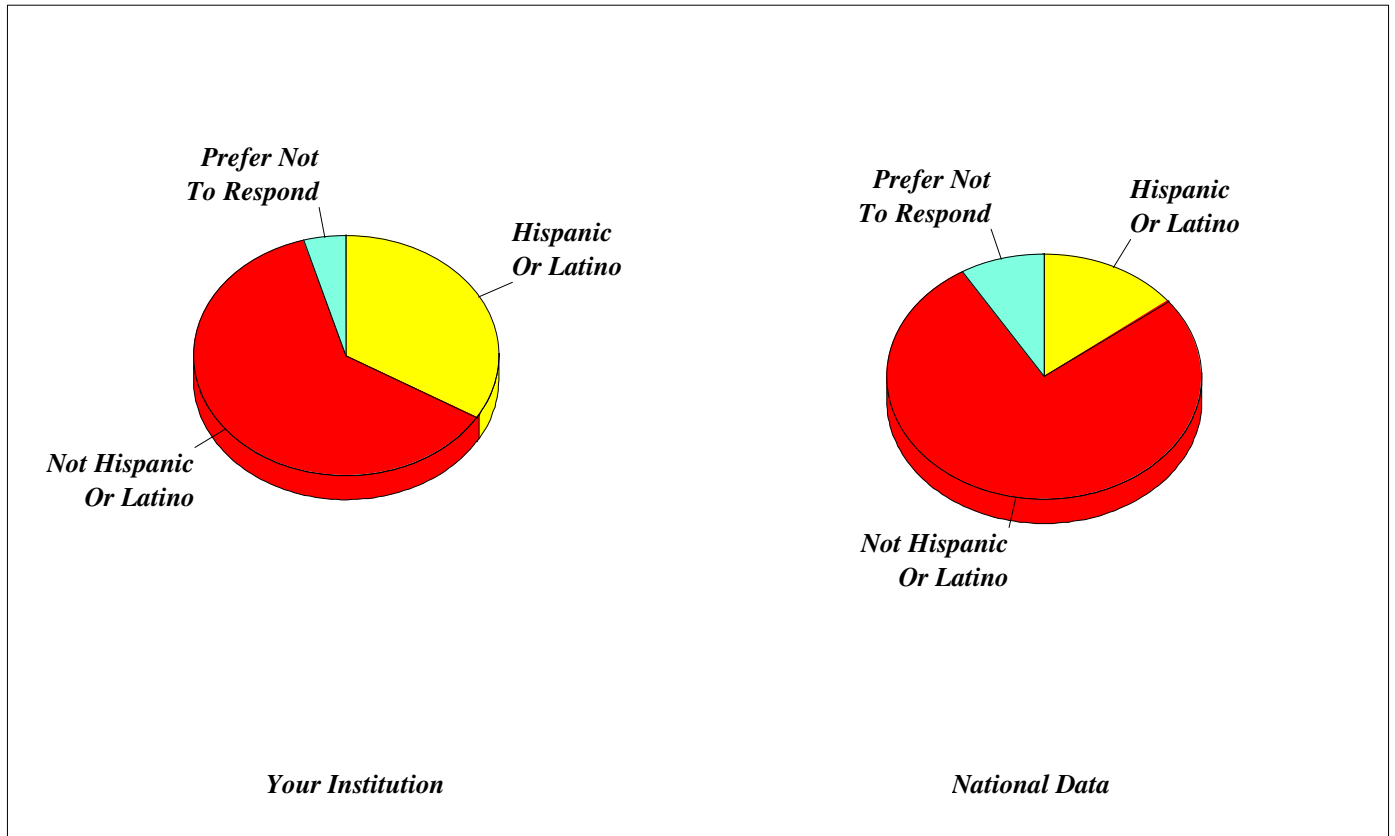


Figure 4. Section I - Background Information, Item D: Hispanic Ethnicity

<i>Hispanic Ethnicity</i>	<i>Your Institution %</i>	<i>National Data %</i>
<i>Hispanic Or Latino</i>	<i>33.6</i>	<i>14.4</i>
<i>Not Hispanic Or Latino</i>	<i>61.9</i>	<i>76.9</i>
<i>Prefer Not To Respond</i>	<i>4.5</i>	<i>8.7</i>

DODGE CITY COMMUNITY COLLEGE
CREDIT STUDENTS ONLY

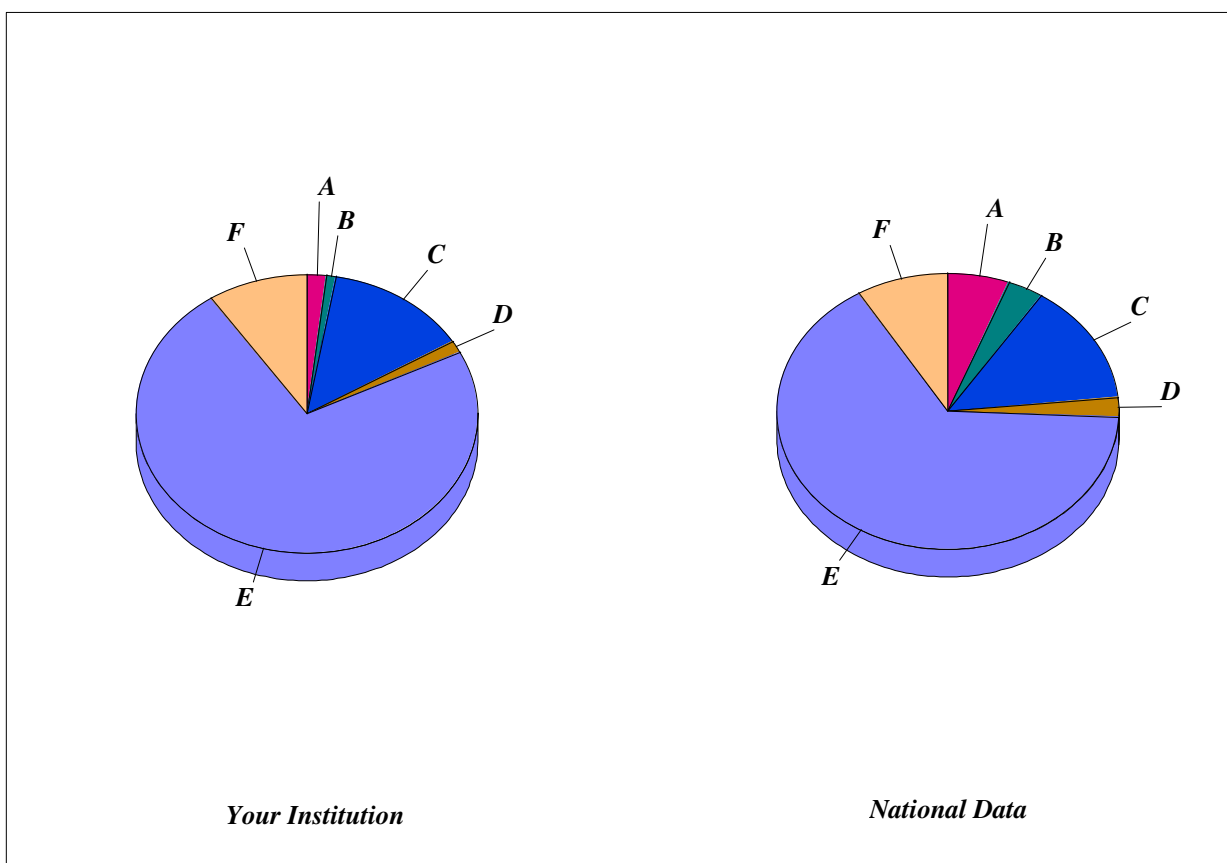


Figure 5. Section 1 - Background Information, Item E: Race

<i>Race (Multiple Responses Possible)</i>	<i>Your Institution %</i>	<i>National Data %</i>
<i>A. American Indian or Alaskan Native</i>	<i>1.8</i>	<i>6.0</i>
<i>B. Asian</i>	<i>.9</i>	<i>3.5</i>
<i>C. Black or African American</i>	<i>13.8</i>	<i>14.4</i>
<i>D. Native Hawaiian or Other Pacific Islander</i>	<i>1.4</i>	<i>2.4</i>
<i>E. White</i>	<i>74.2</i>	<i>67.1</i>
<i>F. Prefer Not To Respond</i>	<i>9.7</i>	<i>8.9</i>

DODGE CITY COMMUNITY COLLEGE

CREDIT STUDENTS ONLY

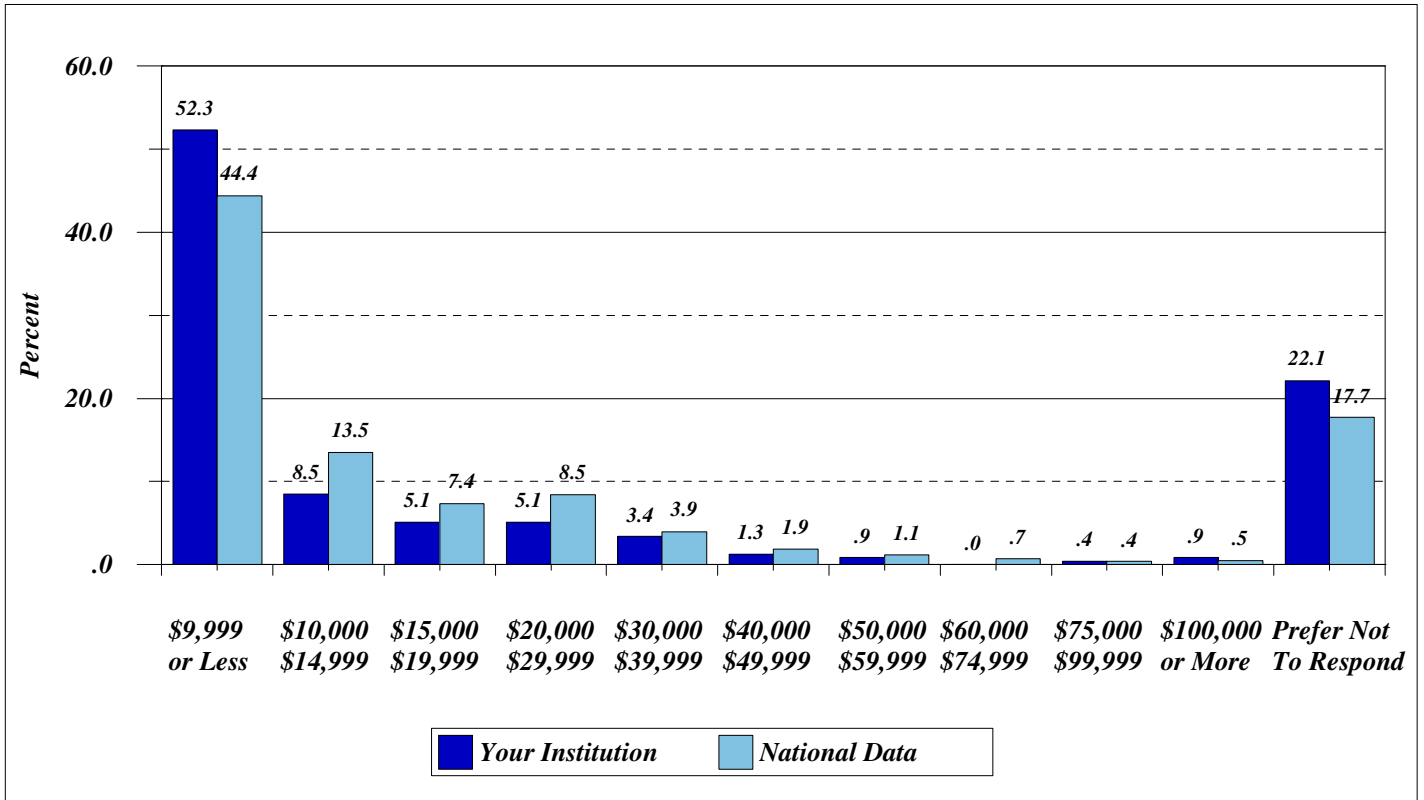


Figure 6. Section I - Background Information, Item I: Student's Total Annual Income

<i>Student's Total Annual Income</i>	<i>Your Institution %</i>	<i>National Data %</i>
<i>\$9,999 or Less</i>	<i>52.3</i>	<i>44.4</i>
<i>\$10,000 - \$14,999</i>	<i>8.5</i>	<i>13.5</i>
<i>\$15,000 - \$19,999</i>	<i>5.1</i>	<i>7.4</i>
<i>\$20,000 - \$29,999</i>	<i>5.1</i>	<i>8.5</i>
<i>\$30,000 - \$39,999</i>	<i>3.4</i>	<i>3.9</i>
<i>\$40,000 - \$49,999</i>	<i>1.3</i>	<i>1.9</i>
<i>\$50,000 - \$59,999</i>	<i>.9</i>	<i>1.1</i>
<i>\$60,000 - \$74,999</i>	<i>.0</i>	<i>.7</i>
<i>\$75,000 - \$99,999</i>	<i>.4</i>	<i>.4</i>
<i>\$100,000 or More</i>	<i>.9</i>	<i>.5</i>
<i>Prefer Not To Respond</i>	<i>22.1</i>	<i>17.7</i>

DODGE CITY COMMUNITY COLLEGE

CREDIT STUDENTS ONLY

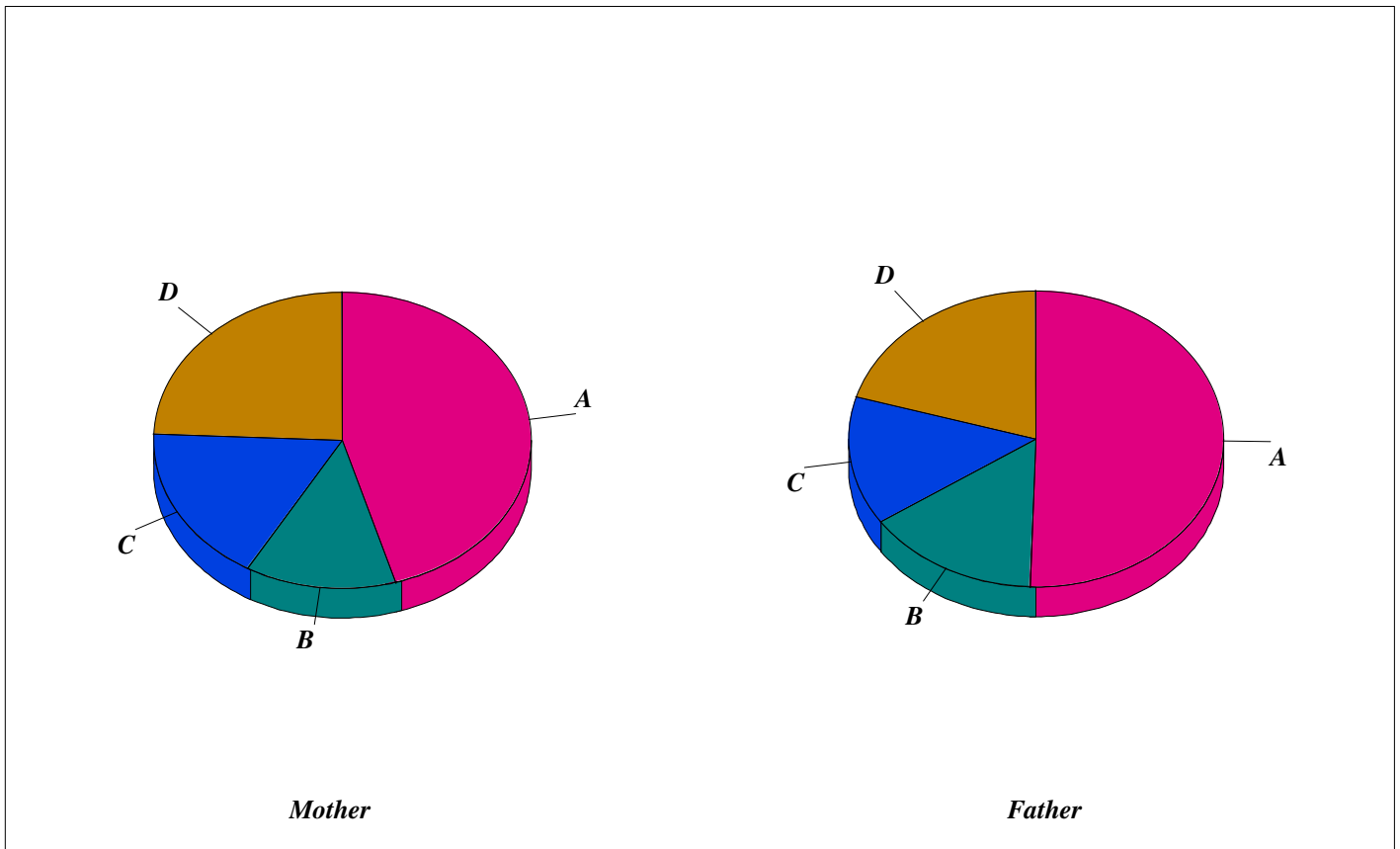


Figure 7. Section I - Background Information, Item M: Highest Ed Level Attained by Parents

Highest Ed Level Attained by Parents	Mother		Father	
	Your Institution %	National Data %	Your Institution %	National Data %
Less Than High School Diploma	26.0	13.8	26.4	17.4
High School Diploma or GED	19.5	31.6	27.3	33.1
Some College, No Certificate or Degree	13.0	17.4	13.2	15.0
Vocational/Technical Certificate	3.9	5.4	4.0	6.9
Associate or Other 2-Year Degree	13.4	11.2	8.8	7.1
Bachelor's Degree	13.9	13.8	12.3	13.0
Master's/Doctoral/Professional Degree	10.4	6.8	7.9	7.3
A. Less Than HS Diploma/HS Diploma/GED	45.5	45.4	53.7	50.5
B. Some College	13.0	17.4	13.2	15.0
C. Vocational/Technical Certificate/Associate Degree	17.3	16.6	12.8	14.1
D. Bachelor's or Higher Degree	24.2	20.6	20.3	20.3

DODGE CITY COMMUNITY COLLEGE

CREDIT STUDENTS ONLY

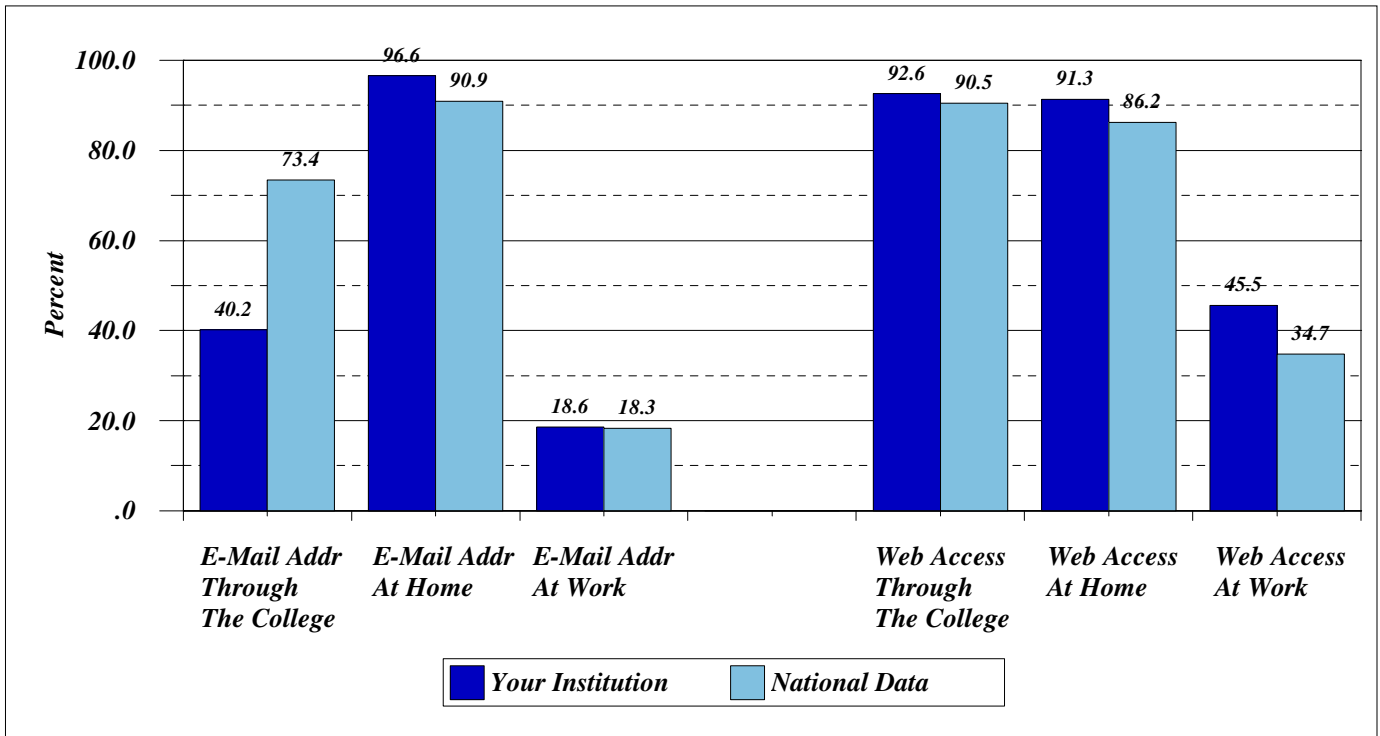


Figure 8. Section I - Background Information, Item N: E-Mail Address / Web Access

<i>E-Mail Address / Web Access</i>	<i>Your Institution %</i>	<i>National Data %</i>
<i>E-Mail Address</i>		
<i>Through The College</i>	40.2	73.4
<i>At Home</i>	96.6	90.9
<i>At Work</i>	18.6	18.3
<i>Web Access</i>		
<i>Through The College</i>	92.6	90.5
<i>At Home</i>	91.3	86.2
<i>At Work</i>	45.5	34.7

DODGE CITY COMMUNITY COLLEGE

CREDIT STUDENTS ONLY

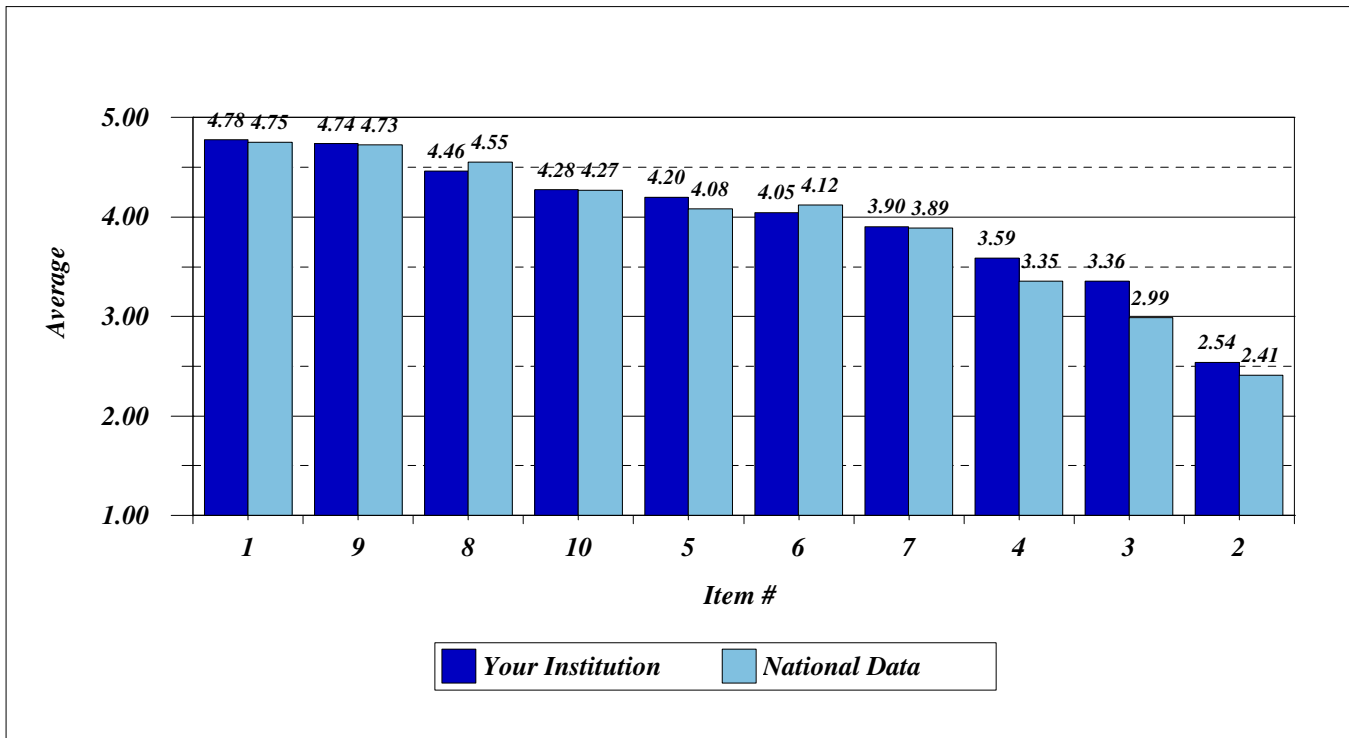


Figure 9. Section I - Background Information, Item O: Importance Of Accomplishing Activities/Goals

Item #		Your Institution Avg	National Data Avg
1	To have a steady, secure job	4.78	4.75
9	To have time for my personal/family interests	4.74	4.73
8	To be self-reliant	4.46	4.55
10	To help others who are in need	4.28	4.27
5	To make a lot of money	4.20	4.08
6	To be a parent	4.05	4.12
7	To meet new and interesting people	3.90	3.89
4	To be active in my community	3.59	3.35
3	To own and operate my own business	3.36	2.99
2	To make a theoretical or practical contribution to science	2.54	2.41

(Importance Scale: 5=very important, 3=moderately important, 1=not important)

DODGE CITY COMMUNITY COLLEGE

CREDIT STUDENTS ONLY

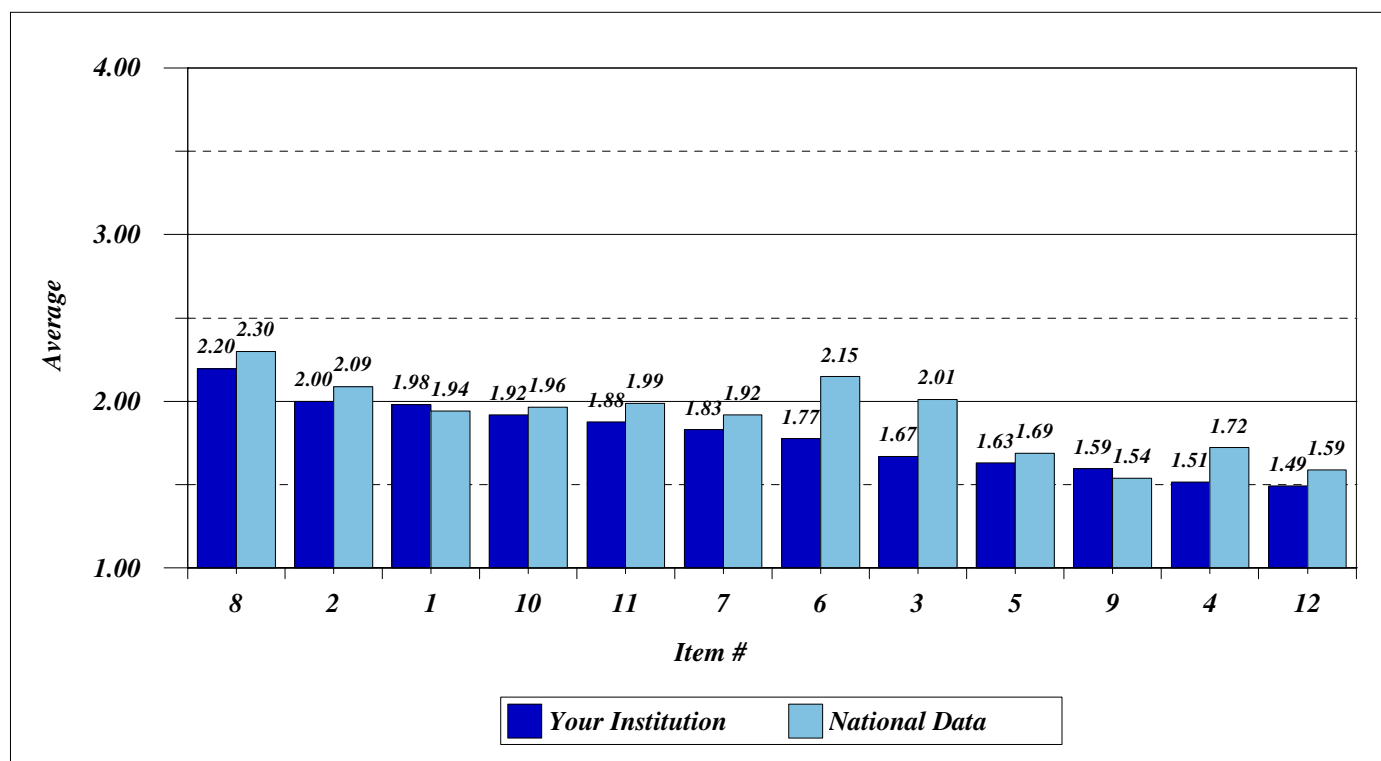


Figure 10. Section I - Background Information, Item Q: Degree of Problems Encountered While Taking Classes

Item #		Your Institution Avg	National Data Avg
8	Personal financial problems	2.20	2.30
2	Cost of child or other dependent (e.g., parent) care	2.00	2.09
1	Finding acceptable child or other dependent (e.g., parent) care	1.98	1.94
10	Family responsibilities	1.92	1.96
11	Job-related responsibilities	1.88	1.99
7	Cost of computer	1.83	1.92
6	Cost and/or availability of books and related materials	1.77	2.15
3	Cost of transportation	1.67	2.01
5	Medical expenses	1.63	1.69
9	Health-related problems	1.59	1.54
4	Transportation problems (parking, access to public transportation, etc.)	1.51	1.72
12	Other	1.49	1.59

(Problem Scale: 4=major problem, 3=moderate problem, 2=minor problem, 1=not a problem)

DODGE CITY COMMUNITY COLLEGE

CREDIT STUDENTS ONLY

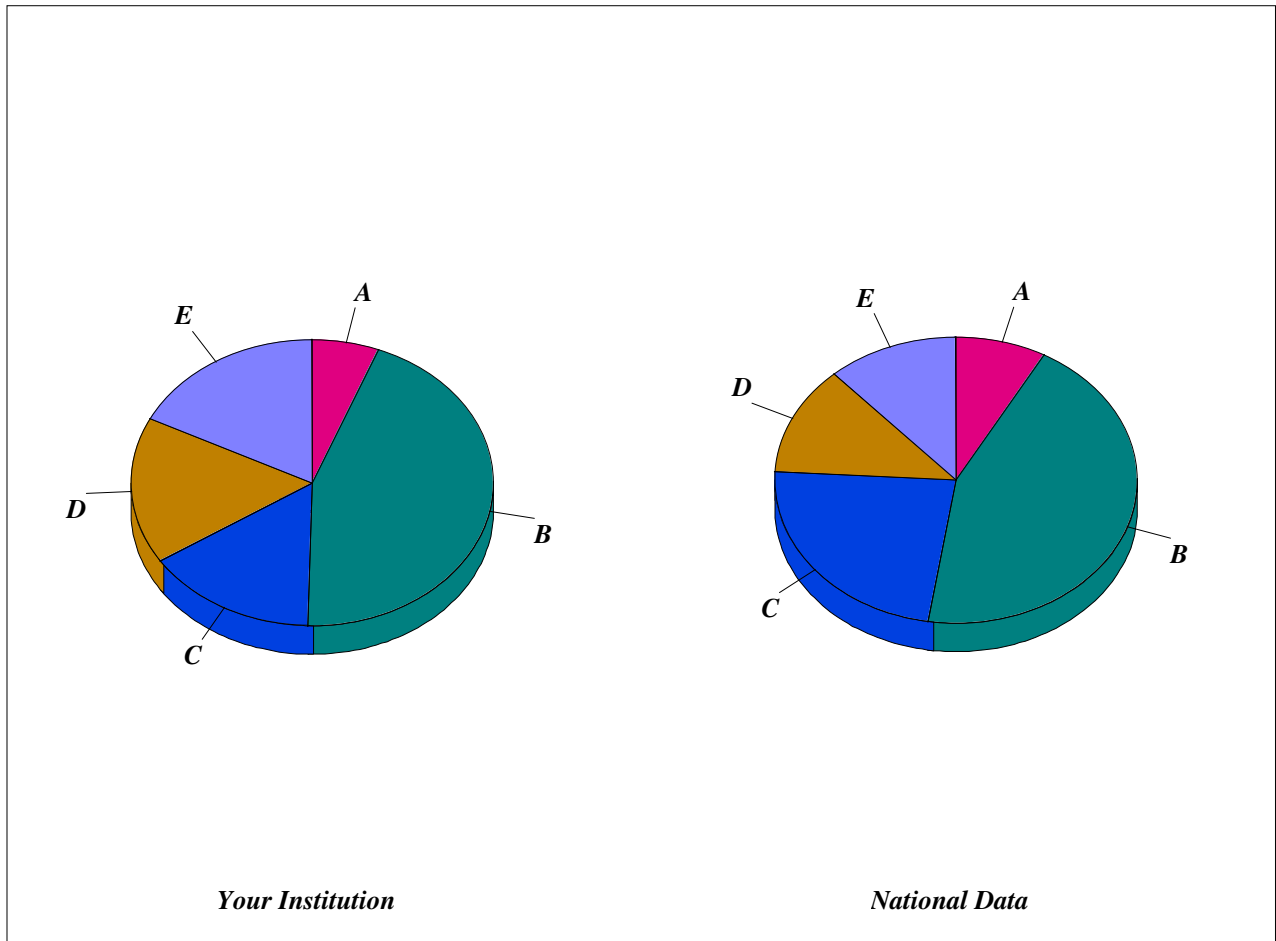


Figure 11. Section II - Employment Background, Item A: Student's Current Employment Status

<i>Student's Current Employment Status</i>	<i>Your Institution %</i>	<i>National Data %</i>
<i>A. Caring For My Family/Home Full-Time</i>	<i>6.0</i>	<i>8.1</i>
<i>B. Employed Part-Time</i>	<i>44.4</i>	<i>44.4</i>
<i>C. Employed Full-Time</i>	<i>15.4</i>	<i>23.5</i>
<i>D. Unemployed, Seeking Employment</i>	<i>16.7</i>	<i>12.4</i>
<i>E. Unemployed, Not Seeking Employment</i>	<i>17.5</i>	<i>11.6</i>

DODGE CITY COMMUNITY COLLEGE

CREDIT STUDENTS ONLY

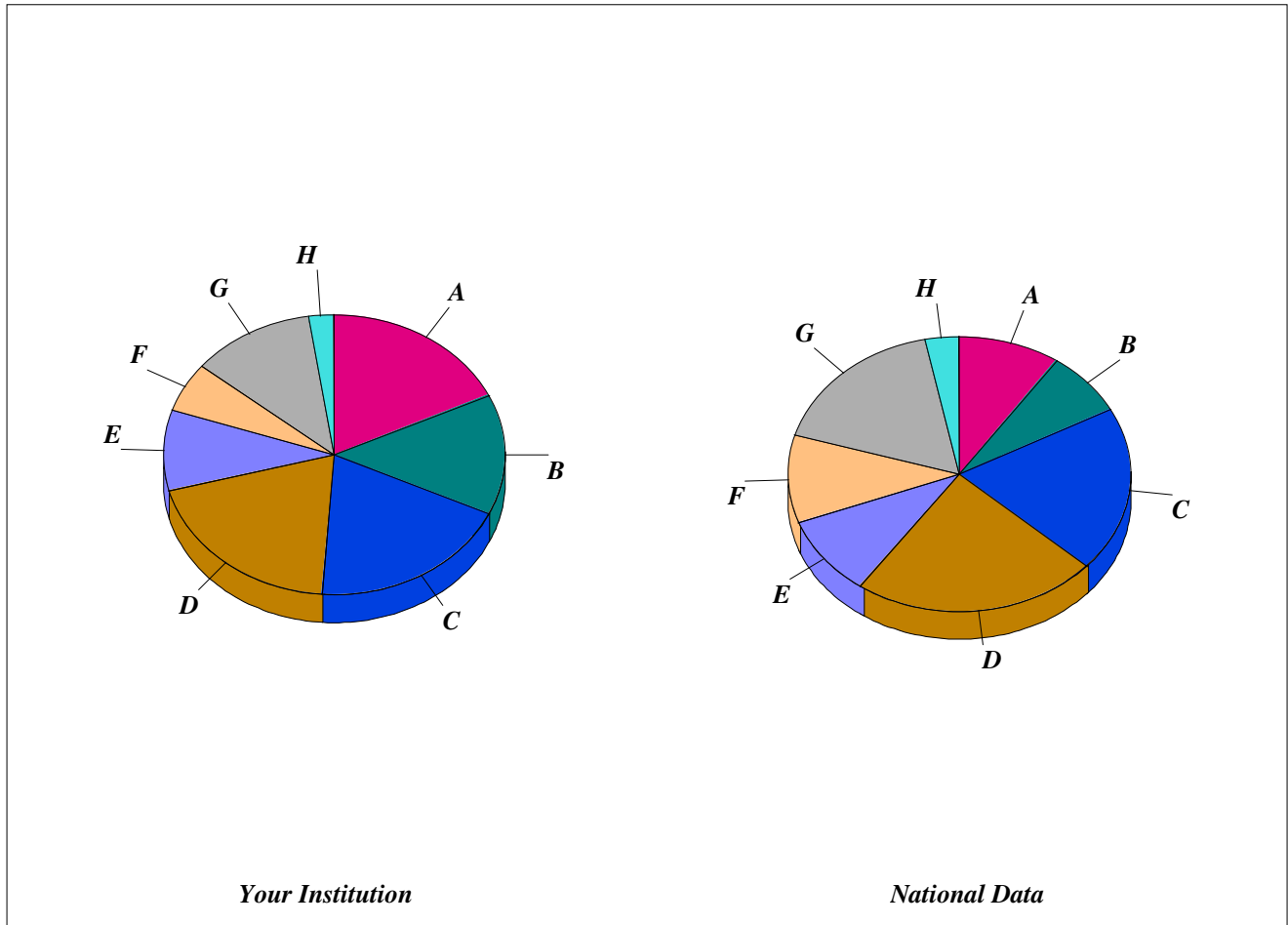


Figure 12. Section II - Employment Background, Item F: Hours Per Week Working While Taking This Course

<i>Hours Per Week Working While Taking This Course</i>	<i>Your Institution %</i>	<i>National Data %</i>
<i>A. Don't Know</i>	<i>18.0</i>	<i>9.6</i>
<i>B. 1 - 10 Hours</i>	<i>14.0</i>	<i>7.6</i>
<i>C. 11 - 20 Hours</i>	<i>19.2</i>	<i>19.5</i>
<i>D. 21 - 30 Hours</i>	<i>19.8</i>	<i>23.2</i>
<i>E. 31 - 34 Hours</i>	<i>9.3</i>	<i>9.4</i>
<i>F. 35 - 39 Hours</i>	<i>5.8</i>	<i>10.4</i>
<i>G. 40 - 50 Hours</i>	<i>11.6</i>	<i>17.2</i>
<i>H. Over 50 Hours</i>	<i>2.3</i>	<i>3.1</i>

DODGE CITY COMMUNITY COLLEGE

CREDIT STUDENTS ONLY

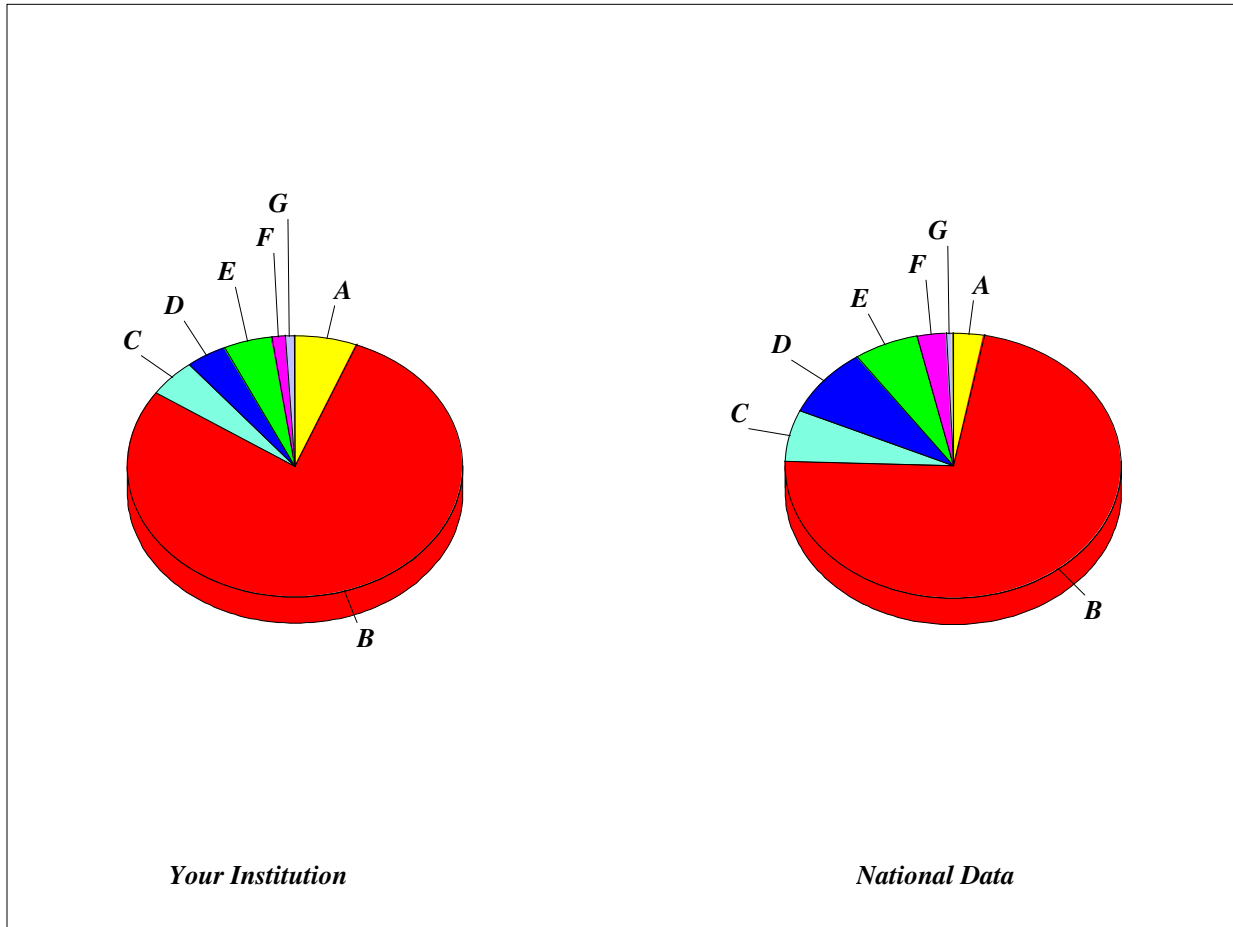


Figure 13. Section III - Educational Background, Item A: Highest Academic Degree Earned

Highest Academic Degree Earned	Your Institution %	National Data %
A. None	6.0	3.0
B. High School Diploma	78.6	72.6
C. GED	4.7	6.3
D. Vocational/Technical Certificate	3.8	8.5
E. Associate or Other 2-Year Degree	4.7	6.2
F. Bachelor's or Other 4-Year Degree	1.3	2.8
G. Master's/Doctoral/Professional Degree	.9	.6

DODGE CITY COMMUNITY COLLEGE

CREDIT STUDENTS ONLY

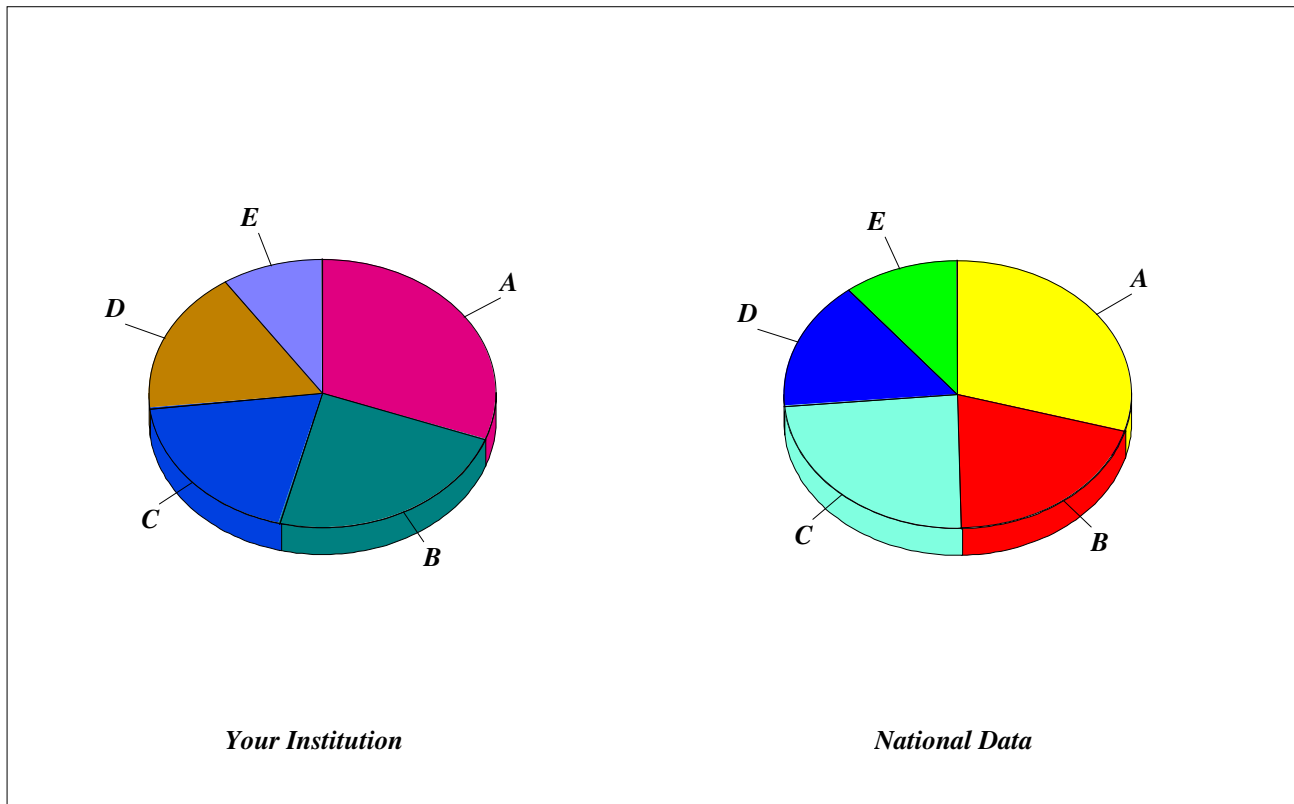


Figure 14. Section III - Educational Background, Item C: Credit Hours Completed At This College

<i>Credit Hours Completed At This College</i>	<i>Your Institution %</i>	<i>National Data %</i>
<i>A. 0</i>	<i>30.6</i>	<i>29.5</i>
<i>B. 1 - 12</i>	<i>23.4</i>	<i>20.2</i>
<i>C. 13 - 30</i>	<i>19.1</i>	<i>24.0</i>
<i>D. 31 - 50</i>	<i>17.4</i>	<i>15.7</i>
<i>E. More Than 50</i>	<i>9.4</i>	<i>10.6</i>

DODGE CITY COMMUNITY COLLEGE

CREDIT STUDENTS ONLY

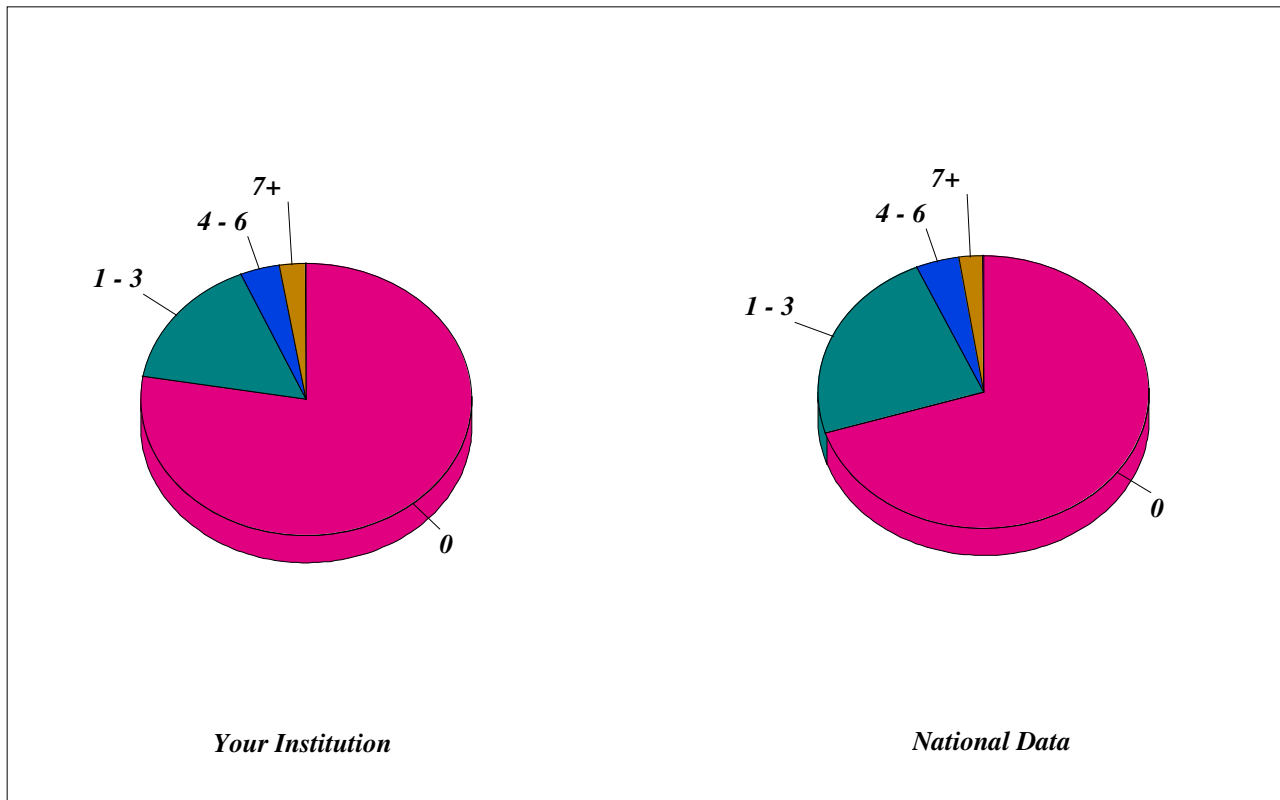


Figure 15. Section III - Educational Background, Item D: Non-Credit Hours Taken At This College

<i>Non-Credit Hours Taken At This College</i>	<i>Your Institution %</i>	<i>National Data %</i>
<i>0</i>	<i>77.8</i>	<i>70.2</i>
<i>1 - 3</i>	<i>15.8</i>	<i>23.3</i>
<i>4 - 6</i>	<i>3.8</i>	<i>4.2</i>
<i>7+</i>	<i>2.6</i>	<i>2.3</i>

DODGE CITY COMMUNITY COLLEGE

CREDIT STUDENTS ONLY

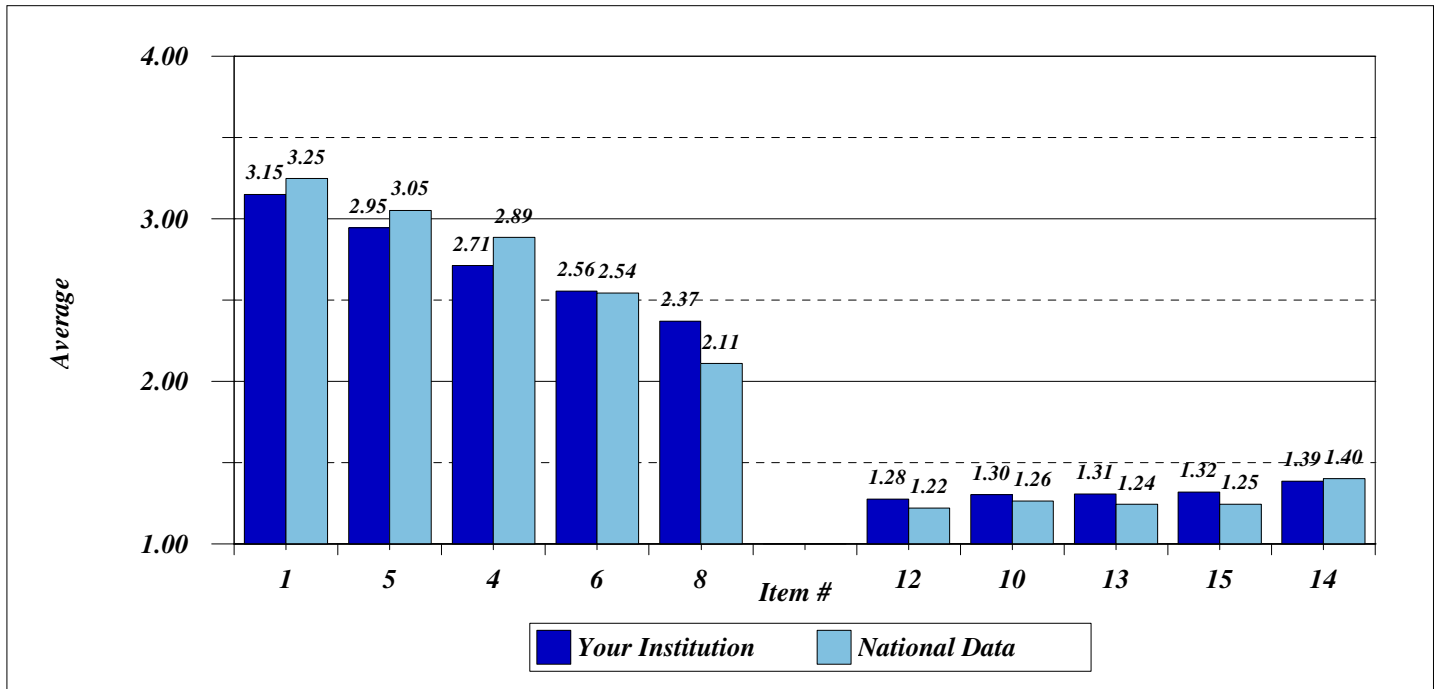


Figure 16. Section III - Educational Background, Item H: Reasons For Taking Current Course/Program

Item #		Your Institution Avg	National Data Avg
Top 5 for Your College			
1	To meet requirements for my chosen occupation	3.15	3.25
5	To develop my mind and intellectual abilities	2.95	3.05
4	To increase my earning power	2.71	2.89
6	To study new and different subjects	2.56	2.54
8	Parents and/or relatives wanted me to continue my education	2.37	2.11
Bottom 5 for Your College			
12	Required by employer	1.28	1.22
10	To learn the English language and culture	1.30	1.26
13	Wanted to enter workforce after children grown	1.31	1.24
15	Other	1.32	1.25
14	Needed to enter workforce after major life change	1.39	1.40

(Reason Scale: 4=major reason, 3=moderate reason, 2=minor reason, 1=not a reason)

NOTE: Items with fewer than 10 respondents were not included in the analyses.

DODGE CITY COMMUNITY COLLEGE
CREDIT STUDENTS ONLY

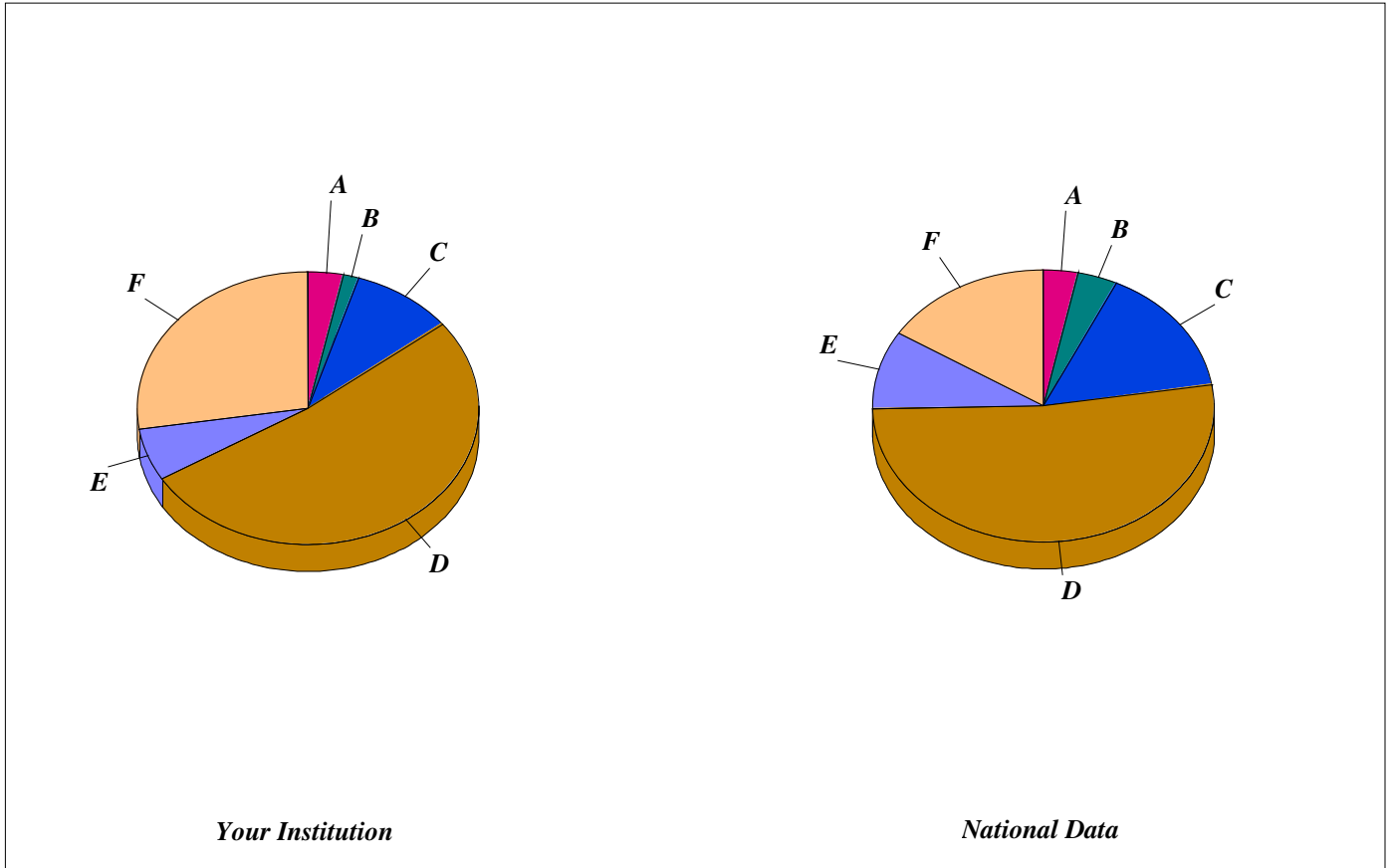


Figure 17. Section III - Educational Background, Item I: Source(s) From Which Learned About This College

Source(s) Learned About This College	Your Institution %	National Data %
Newspaper	1.0	1.1
Television/Radio	2.4	2.1
Current/Prospective Employer	.5	1.3
Co-Worker	1.0	2.5
College Catalogue/Brochure/Flier	9.6	15.5
High School Teacher/Counselor	30.3	21.6
Family Member/Friend	21.6	30.7
Internet/WWW	6.3	9.3
Other	27.4	15.9
<hr/>		
A. Newspaper/TV/Radio	3.4	3.3
B. Employer/Co-Worker	1.4	3.8
C. Catalogue/Brochure/Flier	9.6	15.5
D. HS Teacher/Counselor/Family/Friend	51.9	52.2
E. Internet/WWW	6.3	9.3
F. Other	27.4	15.9

DODGE CITY COMMUNITY COLLEGE

CREDIT STUDENTS ONLY

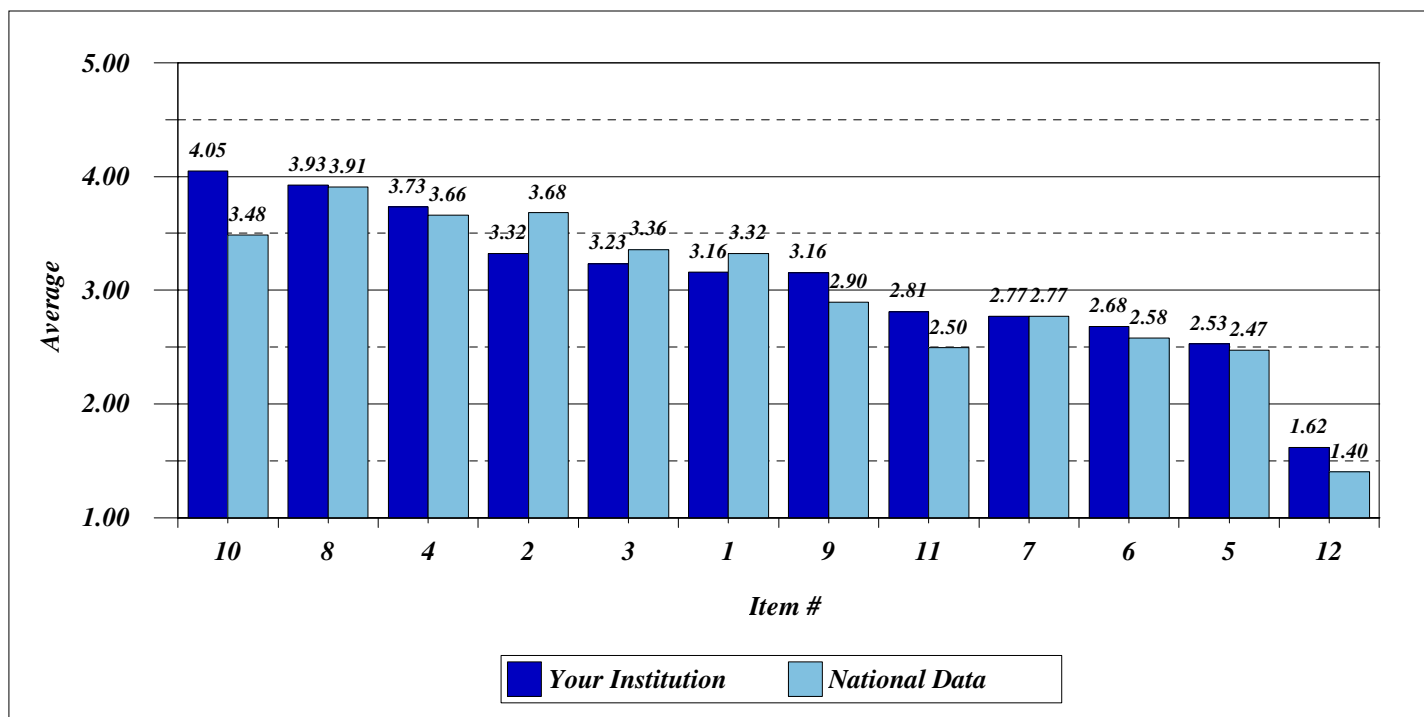


Figure 18. Section III - Educational Background, Item J: Importance of Factors In Attending This College

Item #	Your Institution Avg	National Data Avg
10	4.05	3.48
8	3.93	3.91
4	3.73	3.66
2	3.32	3.68
3	3.23	3.36
1	3.16	3.32
9	3.16	2.90
11	2.81	2.50
7	2.77	2.77
6	2.68	2.58
5	2.53	2.47
12	1.62	1.40

(Importance Scale: 5=very important, 3=moderately important, 1=not important)

DODGE CITY COMMUNITY COLLEGE

CREDIT STUDENTS ONLY

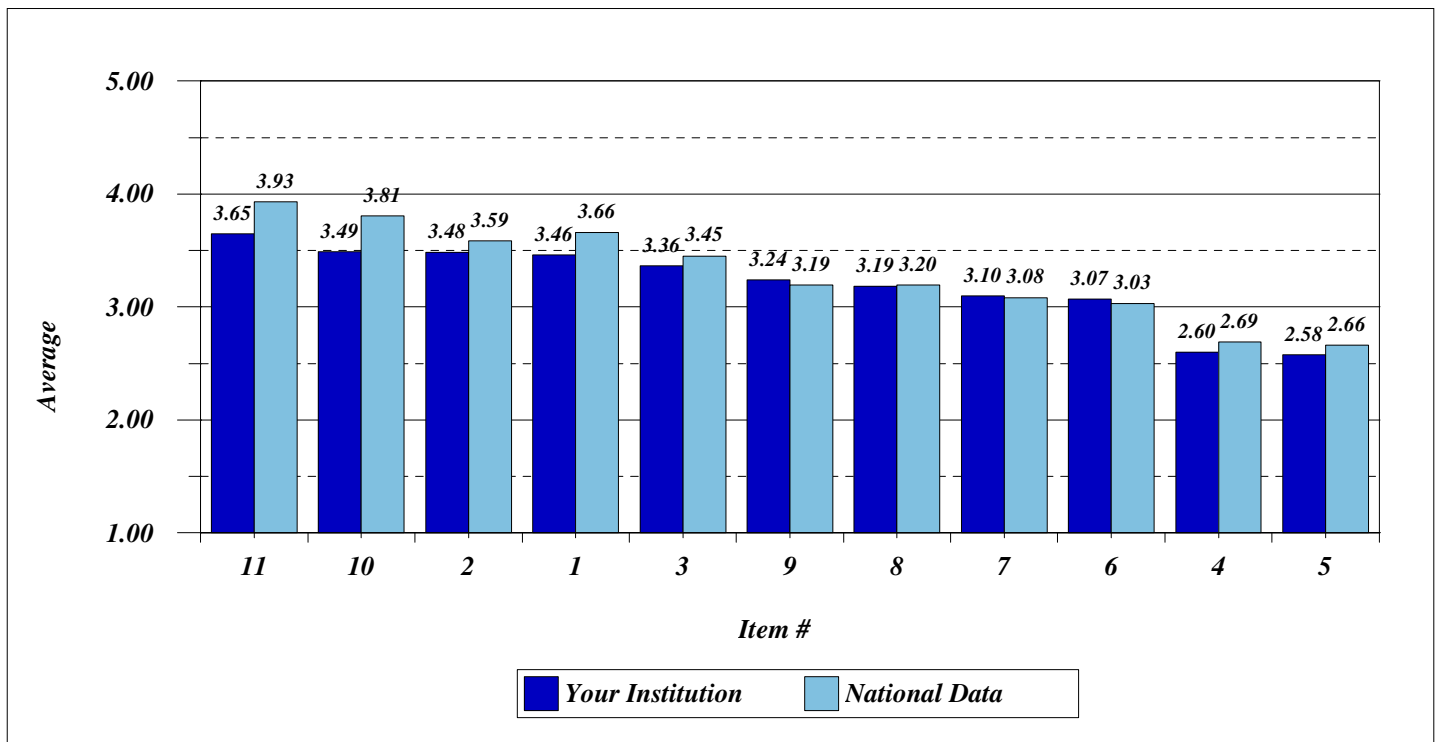


Figure 19. Section IV - Current College Experience, Item A: College Experiences Contribution To Growth

Item #		Your Institution Avg	National Data Avg
11	Increasing my academic competence	3.65	3.93
10	Learning skills needed specifically for my current or future job	3.49	3.81
2	Enriching my intellectual life	3.48	3.59
1	Identifying the training/skills required for career opportunities that fit my interests/abilities	3.46	3.66
3	Developing self-confidence	3.36	3.45
9	Learning effective leadership skills	3.24	3.19
8	Developing an openness to opinions other than my own	3.19	3.20
7	Communicating with others in the work setting	3.10	3.08
6	Learning how to work effectively as a member of a team	3.07	3.03
4	Learning to use a computer for my personal tasks	2.60	2.69
5	Learning to use a computer for my work-related tasks	2.58	2.66

(Contribution Scale: 5=major contribution, 3=moderate contribution, 1=no contribution)

DODGE CITY COMMUNITY COLLEGE

CREDIT STUDENTS ONLY

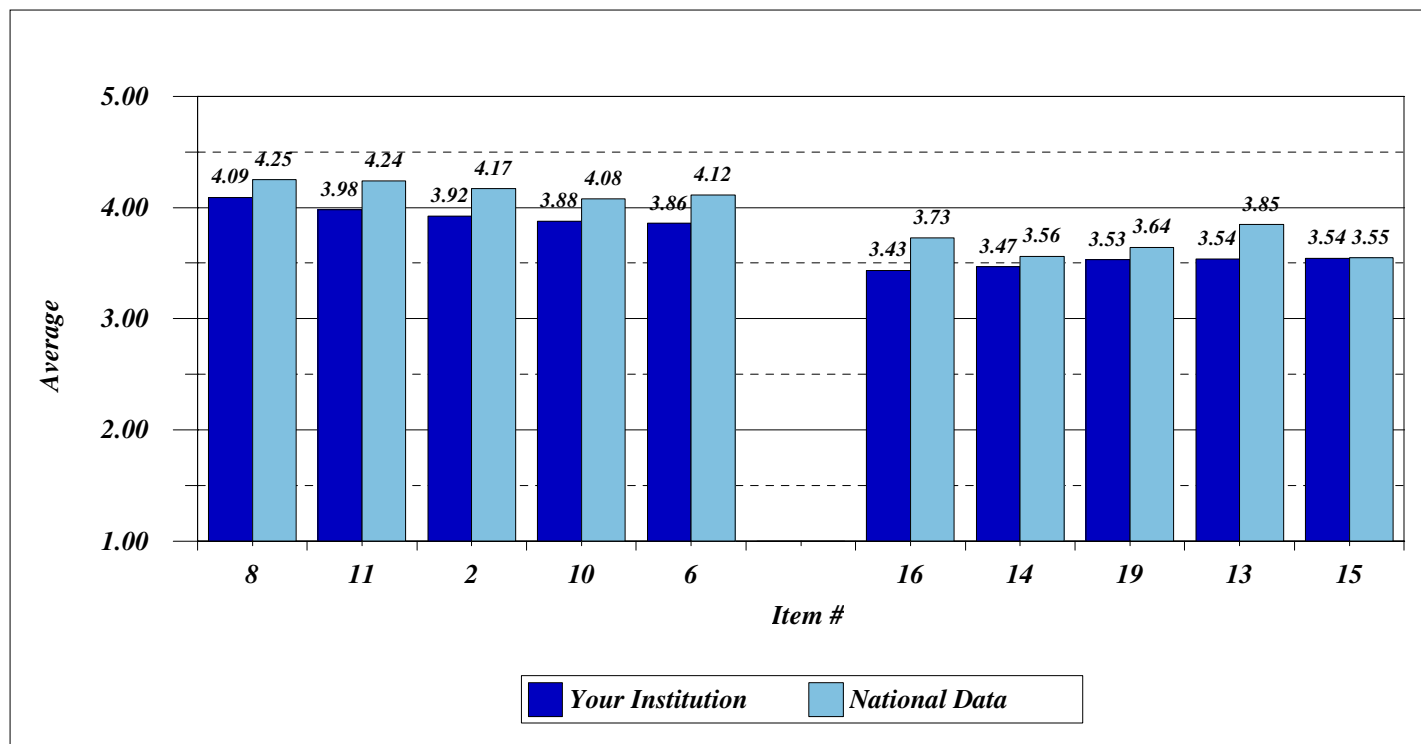


Figure 20. Section IV - Current College Experience, Item B: Agreement with Statements About This College

Item #		Your Institution Avg	National Data Avg
Top 5 for Your College			
8	<i>Instructors treat students in my racial/ethnic group with respect.</i>	4.09	4.25
11	<i>Instructors/administrators treat students of my gender with respect.</i>	3.98	4.24
2	<i>Administrators/non-teaching staff treat students in my racial/ethnic group with respect.</i>	3.92	4.17
10	<i>I feel a sense of general safety and security while on campus and attending classes.</i>	3.88	4.08
6	<i>Students in my rac./eth. group are treated w/respect by students in other rac./eth. groups.</i>	3.86	4.12
Bottom 5 for Your College			
16	<i>Overall, my program of study at this college has been sufficiently challenging.</i>	3.43	3.73
14	<i>I could not have attended this college without the financial aid I received.</i>	3.47	3.56
19	<i>I received all the help I needed from the Fin. Aid Off. to make my application(s) for fin. aid.</i>	3.53	3.64
13	<i>The registration process is student friendly.</i>	3.54	3.85
15	<i>Academic advising is of high quality.</i>	3.54	3.55

(Agreement Scale: 5=strongly agree, 4=agree, 3=neutral, 2=disagree, 1=strongly disagree)

NOTE: Items with fewer than 10 respondents were not included in the analyses.

DODGE CITY COMMUNITY COLLEGE

CREDIT STUDENTS ONLY

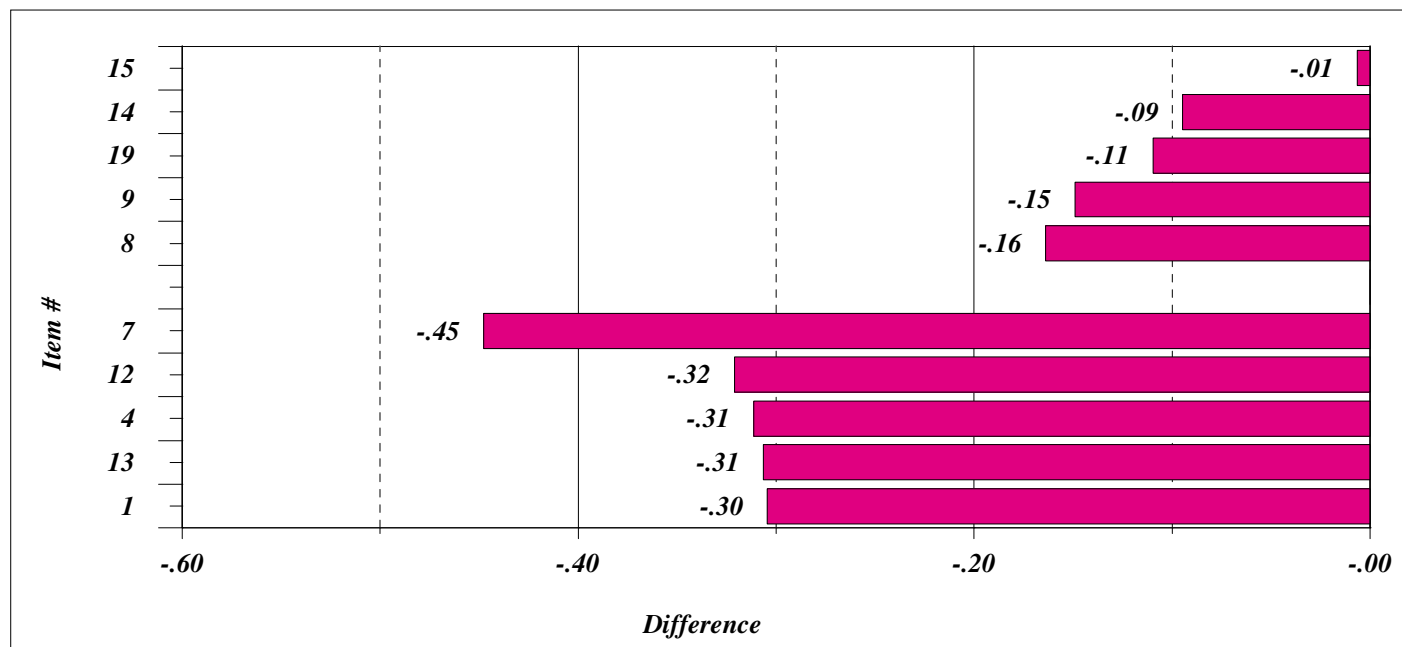


Figure 21. Section IV - Current College Experience, Item B: Agreement with Statements About This College
Largest Positive & Largest Negative Differences between Your College's Averages and the National Averages

Item #		Your Institution Avg	National Data Avg	Diff
Largest Positive (or Smallest Negative) Differences				
15	Academic advising is of high quality.	3.54	3.55	-.01
14	I could not have attended this college without the financial aid I received.	3.47	3.56	-.09
19	I received all the help I needed from the Fin. Aid Off. to make my application(s) for fin. aid.	3.53	3.64	-.11
9	Courses are available at the times I can take them.	3.64	3.79	-.15
8	Instructors treat students in my racial/ethnic group with respect.	4.09	4.25	-.16
Largest Negative (or Smallest Positive) Differences				
7	I would recommend this college to friends and relatives.	3.69	4.14	-.45
12	I feel that I fit in at this college.	3.68	4.00	-.32
4	Concern is shown for students as individuals.	3.58	3.89	-.31
13	The registration process is student friendly.	3.54	3.85	-.31
1	This college has a good reputation in the community.	3.69	4.00	-.30

(Agreement Scale: 5=strongly agree, 4=agree, 3=neutral, 2=disagree, 1=strongly disagree)

NOTE: Items with fewer than 10 respondents were not included in the analyses.

DODGE CITY COMMUNITY COLLEGE
CREDIT STUDENTS ONLY

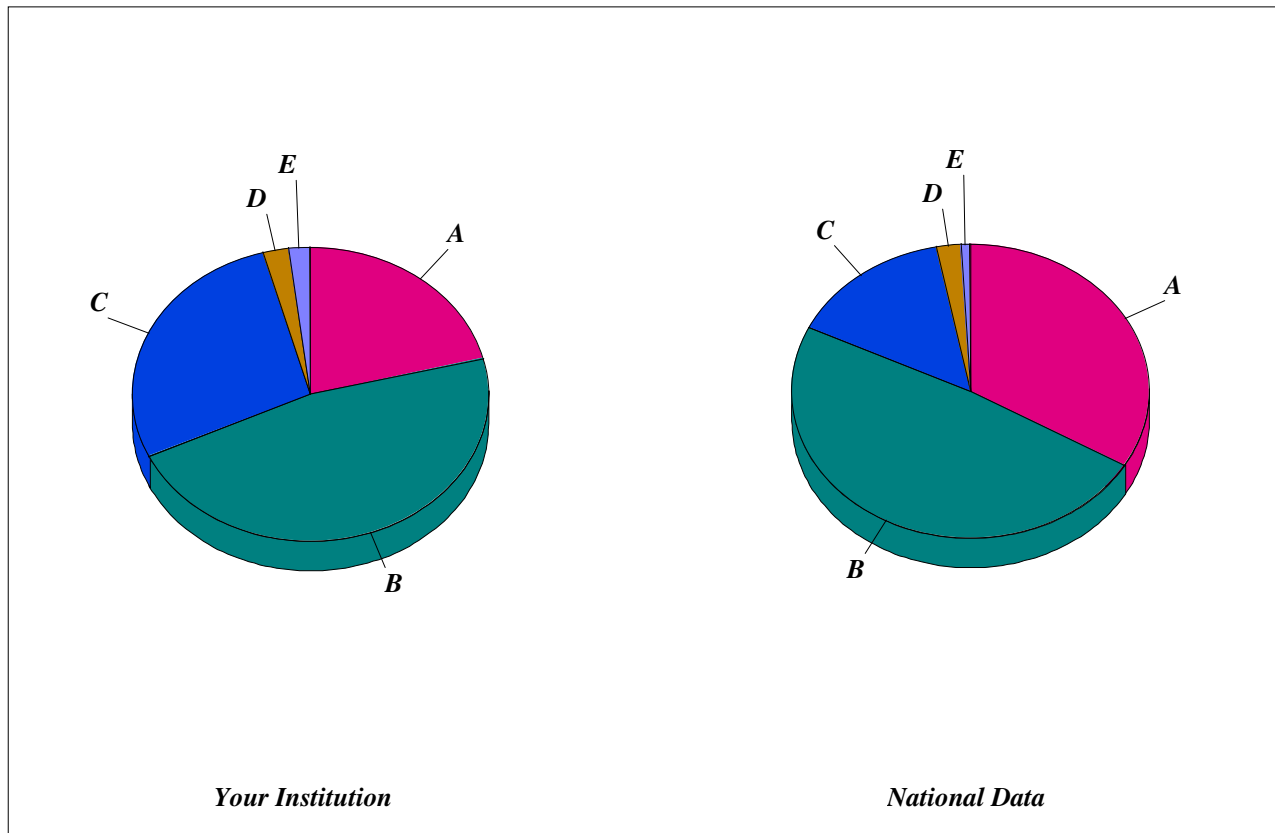


Figure 22. Section IV - Current College Experience, Item C: Satisfaction With This College

Satisfaction With This College	Your Institution %	National Data %
A. Very Satisfied	21.1	33.5
B. Satisfied	46.9	48.7
C. Neutral	27.7	14.8
D. Dissatisfied	2.3	2.2
E. Very Dissatisfied	1.9	.8
Total Group Average	3.83	4.12

(Satisfaction Scale: 5=very satisfied, 4=satisfied, 3=neutral, 2=dissatisfied, 1=very dissatisfied)